

*Bogan*  
SHIRE

Annual  
Report  
2018/2019



*Comfortable Country Living*

**Adopted 28/11/2019**

**This page has been intentionally left blank**

# Table of Contents

About Bogan Shire .....	4
General Manager’s Message .....	5
Mission Statement.....	7
Statement of Business Ethics.....	9
Council Contact Information .....	12
Statutory Information.....	14
Local Government (General) Regulation 2005 Part 5	
s428(4)(b) cl 132 Amount of Rates and Charges Written Off During the Year.....	14
s428(4)(b) cl 217(1)(a) Details of overseas visits by councillors, council staff or other persons representing council .....	14
s428(4)(b) cl 217(1)(a1) Elected Members Expenses and Provision of Facilities .....	14
s428(4)(b) cl 217(1)(a2) Major Contracts Awarded .....	15
s428(4)(b) cl 217(1)(a3) Amounts Incurred by Council in Relation to Legal Proceedings .....	15
s428(4)(b) cl 217(1)(a4) s67(3) Summary of Resolutions made under Section 67 Concerning Work Carried Out on Private Land .....	15
s428(4)(b) cl 217(1)(a5) Total Contributed or Otherwise Granted Under Section 356 .....	15
s428(4)(b) cl 217(1)(a6) External Bodies Exercising Council Functions .....	16
s428(4)(b) cl 217(1)(a7) Controlling Interest in Companies .....	16
s428(4)(b) cl 217(1)(a8) Partnerships, Cooperatives and Joint Ventures .....	16
s428(4)(b) cl 217(1)(a9) Activities to Implement EEO Management Plan .....	16
s428(4)(b) cl 217(1)(b) Statement of Total Remuneration Package of the General Manager.....	17
s428(2)(f) cl 217(1)(f) Activities Relating to Enforcing and Ensuring Compliance with the Companion Animals Act and Regulation .....	17
s125(1) cl 7 Schedule 2 Information Included on GIPA Activity .....	19
s93G(5) Compliance with and Effect of Planning Agreements in Force.....	21
s31 cl 4 Public Interest Disclosures and Public Interest Disclosure Policy .....	21
s8(2) Carers Recognition Act 2010 .....	21
s13 Disability Inclusion Act 2014.....	21
Annexure One - Financial Statements s428(4)(a)	
Annexure Two - Objectives and Performance s428(1)	
Annexure Three—State of the Environment Report s428A(1)	



# About Bogan Shire

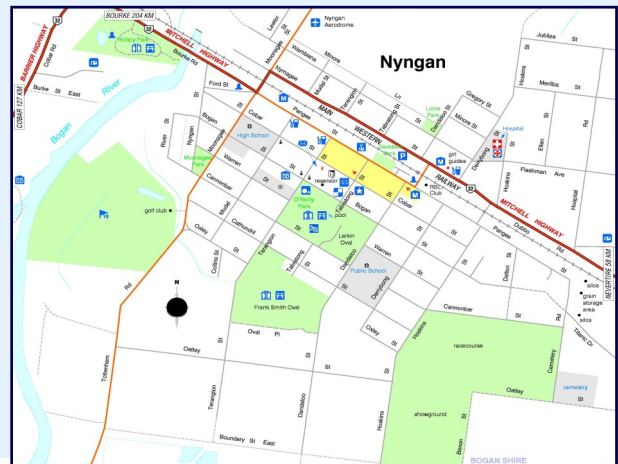
Bogan Shire, situated in Western New South Wales, has an area of 14,610 square kilometres, equivalent to about 1.8% of the State's land surface. The geographical centre of the State lies within the Shire boundaries. The Shire has an estimated population of 3012. Nyngan, the Shire's administrative centre, is located on the Bogan River at the junction of the Mitchell and Barrier Highways - an ideal rest point for the weary traveller.

There is an abundance of productive agricultural land for sheep and cattle production and large scale cropping enterprises. Nyngan's farmers are highly competitive on local and international markets and the large quantity of agricultural produce is conducive to the development of value adding industries and marketing ventures.

Nyngan offers warm hospitality and all the facilities of a modern rural township. Three Motels, two Caravan Parks, one hotel and access to 24-hours of free camping provides a choice of accommodation options. Three licensed Clubs and two hotels cater for entertainment and relaxation. The town also boasts a selection of cafes, restaurants and take-away food outlets for dining.

The Bogan Shire has a secondary school, five primary schools, a pre-school, a daycare centre, a mobile pre-school and a TAFE Campus. Nyngan's medical needs are catered for by the new Bogan Shire Medical Centre, the Nyngan Health Service (Multi-purpose Health Centre which incorporates a hospital and nursing home complex) and a network of other health professionals including two private doctors and a dentist.

The recreational and sporting facilities in Nyngan are excellent and include facilities for bowls, golf, tennis, dancing, swimming, rugby league, rugby union, touch football, cricket, netball, fishing, boating, canoeing, water-skiing, soccer, little athletics and equestrian pursuits. Whether you are looking for an outback experience or a place to escape the hectic pace of the city life, we hope that a visit to the Bogan Shire will show you what real *"Comfortable Country Living"* is all about.





# *Mayor and General Manager's Message 2018/19*

During the 2018/2019 Financial Year, Councillors and employees of Bogan Shire Council continued, along with our community, to maintain and improve our standard of "Comfortable Country Living" for the Bogan Shire. Nyngan continues to draw favourable comments from residents and visitors alike for its neat and tidy appearance.

Road construction and maintenance continues to be the biggest single line item in Council's budget with \$666,543 being spent on gravel re-sheeting equating to 30.5km, \$171,428 on rehabilitation, \$279,195 on resealing and \$1,713,197 on other maintenance on our rural roads and town streets. Council also undertook 4.17 kilometers of road construction on rural roads and town streets to the value of \$524,350 and \$117,564 on new footpath constructions within Nyngan. Council is proud of our financial situation and the responsible way our budget is managed to produce positive year end results.

Council's Library has been digitally updated after funding from State Library allowed for the purchase of new computers, a free standing kiosk, an interactive touch table, update to Council's printers and scanners and a new LED Digital sign for the front of the library. The Bogan Shire Medical Centre, operated by Council, continues to expand the range of services it provides to over 3,000 patients.

Drought Community funding to the value of \$1,000,000 was obtained for the Larkin Oval canteen facility, Nyngan Pool façade, amenities, splash play and half basketball court, Pangee Street beautification, upgrades to Coolabah Hall, Wye Pavilion, Fire Station and Chinese Cemetery. Council acknowledges this valuable contribution to our community by the Australian Government. The NSW Government also completed the construction of the new emergency water storage outside Nyngan to provide water to Nyngan and Cobar should the supply from Lake Burrendong fail.

Council continues to actively support, promote and provide assistance with a diverse range of community activities including a Christmas light and rural letterbox competition, carp muster fishing competition, Can-assist High Tea, Camp Quality road rally, StormCo, Life Charity Focus and Blue Sky Balls, Hospital Auxiliary fete, CWA Cultural Day, seniors week concert and morning tea as well as the annual Anzac Day events, Nyngan Show, Ag Expo, Duck Creek Races and Harmony Day and NAIDOC Week events.

# *Mayor and General Manager's Message 2018/19*

Unfortunately seasonal condition in Bogan Shire continue to deteriorate since the wet winter of 2016. The current drought is unprecedented in severity and duration. This affects our entire community, including farmers and small businesses, who are facing some very adverse situations due to the drought. Assistance from the Federal Government towards rate relief to help counteract some of the effects of the drought would be very welcome.

**Ray Donald OAM**

Mayor

**Derek Francis**

General Manager



## Mission Statement

"Comfortable  
Country  
Living"

To provide a comfortable country lifestyle by progressively improving the level of appropriate facilities and services and encouraging growth and economic development that is responsive to the needs of the community

*Definition - Comfortable*

Safe and secure (both physically and financially protected), affordable, enjoyable, and relaxed community environment.



# Mission Statement

## DESIRED OUTCOMES

### Safe and Secure

- Economic viability for the shire as a whole – sustained business activity and continuing economic development
- Effective regulation and law enforcement
- Safe and trafficable road networks
- Full range of health services readily available
- Sanitation standards maintained
- Water quality assured
- Effective sewerage systems in place
- Flood Protection provided
- Protection and promotion of natural and man-made environments

### Enjoyable

- Quality sporting and recreation facilities provided
- Cultural and social fabric of the community encouraged and supported
- Library service catering for the broader community
- The latest communication mediums are easily accessible
- High standard of service maintained through successful management of assets

### Affordable

- Lower cost of living relative to regional and capital centres of population
- Competitive and diverse commercial enterprises
- Equitable distribution of rates, fees and charges
- Efficient and effective delivery of services

### Relaxed

- The more laid-back qualities associated with “country” living are not lost
- Community and social fabric promoted and supported

# Statement of Business Ethics

Bogan Shire Council is committed to the highest standards of honesty, fairness and integrity in all its business dealings.

Council operates according to an adopted Code of Conduct that sets out the standards of behaviour that Councillors and staff are expected to abide by when dealing with customers, suppliers, members of the community and public and when interacting with work colleagues.

With increasing business interaction between Council and the private sector it is important that standards of ethical behaviour expected of councillors and staff are maintained by members of the private sector in their dealings with Council.

Compliance with the standards contained within the document will ensure the best level of service can be provided to the community.

## Values

The way Bogan Shire Council makes decisions, takes action and conducts business is defined by the following values.

- **Taking pride** in Nyngan and the greater Bogan Shire.
- **Working together** as a team to get things done.
- Being **accountable** for our decisions and actions.
- Having **respect** for other people.
- Acting with **integrity and honesty**.
- Demonstrating **strong leadership**.
- Providing responsive **customer service**.

## Business Principles

The core principles underpinning all the business dealings of Bogan Shire Council are:

### Obtaining the Best Value for Money

This does not mean that the best value for money equates to the lowest price. Council will use a number of factors to determine best value for money. Included are cost, quality, reliability, whole life running cost and timelines.

# Statement of Business Ethics

## **Impartiality and Fairness**

Council will be objective, even handed and reasonable through business dealings. Council's business dealings will be transparent and open to public scrutiny whenever possible, subject to confidentiality and privacy obligations.

## **Compliance with Legal and Statutory Obligations**

Council at all times will adhere to all legal and statutory obligations.

## **What you can expect from Council and Staff**

In order to maintain the highest standards of integrity and ethical conduct, Councillors and staff are required to comply with a Code of Conduct which includes:

1. Be accountable for actions
2. Act with fairness and equity
3. Exercise authority appropriately and transparently
4. Be responsible for their safety and that of others
5. Ensure awareness and compliance with Code of Conduct
6. Avoid actual and perceived conflicts of interest
7. Maintain confidentiality and privacy of information
8. Not engage in external employment that may create a conflict, affect work performance, use resources or information of Council, or bring discredit to Council
9. Report corruption, maladministration and wastage



# Statement of Business Ethics

## What Bogan Shire Council expects from its providers

Council expects private sector providers of goods and services will observe the following principles when dealing with Council;

1. Act ethically, fairly and honestly in dealing with Council
2. Be economically, socially and environmentally responsible in the provision of goods and services
3. Respect the conditions set out in Council documents
4. Comply with Councils procurement and purchasing policy and procedures
5. Respect the obligation of Councillors and staff to comply with the Council Code of Conduct
6. Do not lobby Councillors or Staff
7. Provide accurate and reliable information and advice when requested
8. Declare actual or perceived conflicts when aware such exists
9. Do not divulge privileged or confidential information to unauthorised persons
10. Do not engage in cohesive practises
11. Do not offer Councillors or staff inducements or incentives designed to improperly influence the conduct of their duties

## Compliance

Council requires all providers to comply with the "Statement of Business Ethics". The principles are consistent with those of other public sector agencies, and are based on guidelines from the NSW Independent Commission against Corruption.

Non compliance could result in:

1. Termination of contracts
2. Loss of future opportunity
3. Investigation for corruption
4. Criminal Prosecution

# Council Contact Information



**Visit us:**

Council Chambers are located at 81 Cobar Street, Nyngan NSW 2825

**Office Hours:** Monday to Friday from 8.00am – 4.30pm

**Contact us:**

**Telephone:** (02) 6835 9000

**Fax:** (02) 6835 9011

**Email:** [admin@bogan.nsw.gov.au](mailto:admin@bogan.nsw.gov.au)

**Webpage:** [www.bogan.nsw.gov.au](http://www.bogan.nsw.gov.au)

**Write to us:**

If you wish to write to Council on any matter, the letter should be addressed to:

*The General Manager  
Bogan Shire Council  
PO Box 221  
NYNGAN NSW 2825*

# Council Contact Information

## Meet with Staff:

Council staff are available during office hours to answer enquiries. It is good practice, although not essential, to make a prior appointment to see staff. This will ensure the staff member you require is available at the time.

## Attend Council meetings:

There are 11 Ordinary Council meetings each year, one per month except for January. Council meetings are held on the fourth Thursday of each month, except the December meeting which is held on the third Thursday of the month. All meetings start at 9.30am. Meetings are held at the Council Chambers on Cobar Street, Nyngan. Council meetings are attended by all Councillors and Management Staff of the Council.

All meetings of Council are open for the public to attend, with the exception of closed meeting items. You may address Council in the Public Forum regarding a matter for consideration by Council in the meeting Business Paper. Notification to address the Council must be given 7 days before the day of the meeting. A Special Council Meeting may be called in between Ordinary Council Meetings if a matter of urgency arises that cannot wait until the next ordinary meeting. At least 24 hours notice must be given to call a Special Meeting. Bogan Shire Council comprises of nine Councillors, with the general election held every four years, usually in September. The most recent election was September 2016.

## After Hours Service / Other Council Contacts

Bogan Bush Mobile:	02 6835 9038
Early Learning Centre:	02 6835 9038
Engineering Department:	02 6835 9027
Museum:	02 6832 1052
Public Library:	02 6835 9080
Ranger:	0428 607 407
Rural Fire Service:	02 6822 4422
Swimming Pool:	02 6835 9100
Visitor Information Centre:	02 6832 1052
Works Depot:	02 6835 9060
Medical Centre	02 6832 1305



# Statutory Information

## Local Government (General) Regulation 2005 Part 5

### s428(4)(b) cl 132 Amount of rates and charges written off during the year

The following amounts of Rates and Charges were written off during the period 01/07/2018 to 30/06/2019.

General Rates	<i>Pensioners</i>	\$15,052
	<i>Postponed</i>	\$2,789
	<i>Other (Ratepayers)</i>	\$5,584
Water Charges	<i>Pensioners</i>	\$16,625
	<i>Other (Ratepayers)</i>	\$3,425
Sewerage Charges	<i>Pensioners</i>	\$14,831
	<i>Other (Ratepayers)</i>	\$589
Waste Charges	<i>Pensioners</i>	\$32,948
Interest Charges/Legal/ Other Charges	<i>Postponed</i>	\$990
	<i>Other (Rate Payers)</i>	\$3,771
Total Rates and Charges Written Off		\$96,604

It should be noted that Council receives a subsidy payment from the Department of Local Government for 55% of the Pensioner write-offs for the year. In 2018/19 this subsidy amounted to \$46,897.

### s428(4)(b) cl 217(1)(a) Details of overseas visits by councillors, council staff or other persons representing council

No overseas visits were taken in 2018/2019 financial year.

### s428(4)(b) cl 217(1)(a1) Elected members expenses and provision of facilities

#### Elected Member Expenses

The Mayoral Allowance for the year was set by Council at \$19,593 with \$3,919 (20%) of this paid to the Deputy Mayor as remuneration for services carried out on behalf of Council in the Mayor's absence. Councillors' annual remuneration was set at \$8,970 and was paid in twelve (12) monthly payments.

Councillors' travelling expenses, when using their own vehicle to attend Council functions and meetings, are reimbursed at the rates prescribed under the Car Allowance provisions of the Notional Agreement Preserving the Local Government State Award, with reimbursement of actual costs of incidentals subject to production of adequate documentation to substantiate claims.

The Mayor is provided with a motor vehicle and an office. Lunch and morning tea is provided for Councillors on meeting days.

## Statutory Information

The following costs have been incurred by Council during the 2018/2019 financial year relating to the provision of councillor facilities and the payment of councillor expenses.

Councillors Fees	\$80,730
Mayoral Fee	\$19,593
Attendance at Conferences	\$4,849
Training	\$490
Insurance - Councillors	\$18,450
Travel Costs	\$293
Office Equipment	\$1082
Meals & Entertainment	\$3,446
Telephone Costs	\$105
Vehicle Costs	\$27,193
Other Costs	\$3,105
Total Elected Members Cost	\$159,336

### **s428(4)(b) cl 217(1)(a2) Major contracts awarded**

During the 2018/2019 financial year there were 3 large contracts awarded. A Single Cab Chassis Water Truck for \$304,963 from Tracserv, Laser Electrical for installation of lighting at Larkin Oval - \$317,438 and Mal Donald Building for the upgrade of the Larkin Oval Canteen for \$303,310

### **s428(4)(b) cl 217(1)(a3) Amounts incurred by Council in relation to legal proceedings**

The following amounts of legal charges were incurred by Council for the following reasons:

→ Legal proceedings - debt recovery against ratepayers	\$0
→ Other legal proceedings - Court Costs and excess paid	\$0

It should be noted that the majority of these charges are recoverable as a legal charge levied to the ratepayers concerned.

### **s428(4)(b) cl 217(1)(a4) Summary of resolutions made under Section 67 concerning work carried out on private land**

Council did not subsidise any private works undertaken during the year.

# Statutory Information

## **s428(4)(b) cl 217(1)(a5) Total amount contributed or otherwise granted under Section 356**

The total amount contributed or otherwise granted under Section 356 for the 2018/2019 financial year was \$115,279. The details of this amount are as follows:

Donation of Funding /Services to Sporting & Non-Profit bodies	\$95,908
Donations to Non-Profit Organisations	\$17,571
Student Scholarships	\$1,800
<b>TOTAL</b>	<b>\$115,279</b>

## **s428(4)(b) cl 217(1)(a6) External bodies exercising Council functions**

The external bodies that were delegated functions by Council during the year are as follows:

<b>Committee</b>	<b>Function</b>
Nyngan Museum Management Committee	Care and control of grounds and the organisation of activities
Hermidale Sports Ground	Care and control of grounds and the organisation of activities
Collerreina Hall	Care and control of grounds and the organisation of activities
Coolabah School of Arts Hall Committee	Care and control of grounds and the organisation of activities

## **s428(4)(b) cl 217(1)(a7) Controlling interest in companies**

Council held no controlling interest in any company during the 2018/2019 period.

## **s428(4)(b) cl 217(1)(a8) Corporations, partnerships, trusts, joint ventures, syndicates or other bodies in which Council participated**

Bogan Shire is incorporated within the North Western Library Association with the shires of Coonamble, Gilgandra and Warren. Council's financial interest in this association is reported in Note 14 to the General Purpose Financial Reports.

Council is a member of the Orana Joint Organisation of Councils along with Warren, Gilgandra, Narromine, Mid-Western and Warrumbungle Councils. This organisation was formed to establish regional priorities and develop strategies and plans for their delivery as well as providing regional leadership to advocate for these priorities on behalf of the Councils involved.

## **s428(4)(b) cl 217(1)(a9) Activities to implement EEO Management Plan**

The Anti-Discrimination and Equal Employment Opportunity Policy was recently reviewed by Management to ensure currency. Council's EEO Management Plan consists of 18 Strategies and 29 Activities, of which 97% have been undertaken in the current year.

## **s428(4)(b) cl 217(1)(b) Statement of Total Remuneration Package of General Manager Employment of General Manager**

During the year Council employed the General Manager under contract. Total remuneration, including salaries, superannuation, motor vehicle and rental assistance is shown in the table below.

Total Salary	\$218,452
Superannuation	\$20,522
Total value non-cash benefits	\$15,600
FBT	\$14,114
<b>Total</b>	<b>\$268,688</b>

## **s428(2)(f) cl 217(1)(f) Activities relating to enforcing and ensuring compliance with the Companion Animals Act and Regulation**

### **Lodgement of pound data collection returns with the Division.**

#### 2018/2019 Seizure Activity

During the year Council seized 6 companion animals and 7 companion animals were voluntarily surrendered of which 6 were released to organisations for rehoming, 2 were returned to the owner's, 2 were stolen from the pound facility and the remainder were euthanised at Council's determination.

Lodgement of pound data was sent to the Department of Local Government.

### **Lodgement of data relating to dog attacks with the Division**

Council had 1 report of a dog attack which resulted in the owners being cautioned.

### **Companion animal community education programs carried out.**

Council undertook a limited education program via the use of local media resources such as the council column in the local paper to distribute information to the general public. This information was also made available at both Council offices and the Public Library. Council has reviewed its Keeping of Animals—Orders Policy and sought community feedback to encourage education and community involvement. Council's Ranger has been actively involved with local Vets and ROAR (Rural Outback Animal Rescue) when dealing with surrendered or seized animals.

# Statutory Information

## Amount of funding spent on companion animal management and activities.

Council expended a net \$124,840 on activities relating to the management and control of companion animals during the 2018/2019 financial year. A further detailed breakup of the income and expenditure for the management and control of companion animals in the Bogan Shire is listed below:

<b>Income</b>	<b>\$</b>
Registration Fees	2,319
Other Fees (Microchipping, impounding)	3,056
<b>Total Income</b>	<b>5,375</b>
<b>Expenditure</b>	
Impounding & Controlling Expenses	123,123
Administration	940
Consultants/Training	6020
Other Expenses	132
<b>Total Expenses</b>	<b>130,215</b>
<b>TOTAL COST OF COMPANION ANIMAL OPERATIONS</b>	<b>\$124,840</b>

## Strategies Council has in place to promote and assist the de-sexing of dogs and cats.

The Companion Animals Regulation 2008 significantly reduced the cost of lifelong registration for both de-sexed dogs and cats, which encourages residents to have their companion animals de-sexed. This fee is reduced even further for pensioners to help make the de-sexing of animals affordable and attractive option for all sectors in the community. During day to day duties, it is Council's strategy to have our Ranger actively educate residents on the benefits of de-sexing dogs and cats.

## Strategies in place to comply with the requirement under section 64 (Companion Animals Act) to seek alternatives to euthanasia for unclaimed animals

Before destroying a seized or surrendered animal it is the duty of the Council to consider whether there is an alternative action to that of destroying the animal and (if applicable) to adopt any such alternative.

## Off leash areas provided in the council area

Council provides an 'Off Leash' area which is located on the corner of Canonbar & Terangion Streets, Nyngan **Lot 1040 DP 1020916**.



# Statutory Information

## s125(1) cl 7 Schedule 2 information included on GIPA activity

Council received no applications in the last reporting period under the Government Information (Public Access) Act 2009.

Council's program for the proactive release of information involves assessment on a case by case basis. Council has very little information that is discretionally unavailable.

### Number of access applications received

During the reporting period, Council received 1 formal access applications.

### Number of refused applications

During the reporting period, Council refused no formal access application.

### Statistical information about access applications

Table A: Number of applications by type of applicant and outcome*								
	Access Granted in Full	Access granted in part	Access refused in full	Information not held	Information already available	Refuse to deal with application	Refuse to confirm / deny whether information is held	Application withdrawn
Media	0	0	0	0	0	0	0	0
Members of Parliament	0	0	0	0	0	0	0	0
Private sector business	0	0	0	0	0	0	0	0
Not for profit organisations or community groups	0	0	0	0	0	0	0	0
Members of the public (application by legal representative)	0	0	0	0	0	0	0	0
Members of the public (other)	0	0	0	0	0	0	0	1

\*More than one decision can be made in respect of a particular access application. If so, a recording must be made in relation to each such decision. This also applies to Table B.

# Statutory Information

**Table B: Number of applications by type of application and outcome**

	Access Granted in Full	Access granted in part	Access refused in full	Information not held	Information already available	Refuse to deal with application	Refuse to confirm / deny whether information is held	Application withdrawn
Personal information	0	0	0	0	0	0	0	0
Access applications (other than personal information applications)	0	0	0	0	0	0	0	1
Access applications that are partly personal information applications and partly other	0	0	0	0	0	0	0	0

\*A **personal information application** is an access application for personal information (as defined in clause 4 of Schedule 4 to the Act) about the applicant (the applicant being an individual). The total number of decisions in Table B should be the same as Table A.

**Table C: Invalid applications**

Reason for invalidity	Number of applications
Application does not comply with formal requirements (section 41 of the Act)	0
Application is for excluded information of the agency (section 43 of the Act)	0
Application contravenes restraint order (section 110 of the Act)	0
Total number of invalid applications received	0
Invalid applications that subsequently became valid applications 1	0

**Table D: Timeliness**

Decided within the statutory timeframe (20 days plus any extensions)	0
Decided after 35 days (by agreement with applicant)	0
Not decided within time (deemed refusal)	0

**Table E: Applications for review under Part 5 of the Act (by type of applicant)**

Applications by access applicants	0
Applications by persons to whom information the subject of access application relates	0

### **s93G(5) Compliance with and effect of planning agreements in force**

Council has not entered into any planning agreements during the 2018/19 financial year.

### **s31 cl 4 Public Interest Disclosures and Public Interest Disclosure Policy**

Council has an adopted Public Interest Disclosures and Internal Reporting Policy. No public interest disclosures were made during the year.

### **s8(2) Carers Recognition Act 2010**

Council adopted a Carer's Leave Policy in March 2013 with a revised version adopted in June 2019.

### **S13(1) Disability Inclusion Act 2014**

Council adopted the Disability Inclusion Action Plan (DIAP) in April 2018. The DIAP's focus is on removing barriers and enabling people with a disability to participate fully in their communities. Bogan Shire Council takes pride in its ability to provide a Comfortable Country Lifestyle. In order to achieve this we must recognise a socially just community is one where everyone has fair and equal access to services. It is important to acknowledge some people need more support than others. Council recognises older people and people with a disability as being in need of this additional level of support.

Council has progressed the following initiatives from the DIAP:

- Council recognises International Day for People with Disabilities
- Liaise with the Interagency Group for ways to provide opportunities for people with disabilities
- Attend Interagency Meetings and ensure disability opportunity remains on agenda
- Accessible toilet and change facilities at Larkin Oval
- Appropriate Shade over the Liberty Swing
- An accessible front counter
- Accessible and safe footpaths
- Explore funding options to extend footpath network
- Sufficient disabled car parking in Nyngan CBD
- Recruitment forms and processes are easy to understand by all
- Relationships established with local disability employment organisations and schools, and work experience offered where appropriate

### **Swimming Pools Act (SP Act) 1992, s 22F(2) Swimming Pools Regulation 2018 (SP Reg) cl 23**

Details of inspections of private swimming pools. Include:

- number of inspections of tourist and visitor accommodation. 0
- number of inspections of premises with more than 2 dwellings. 0
- number of inspections that resulted in issuance a certificate of compliance under s22D of the SP Act. 6
- number of inspections that resulted in issuance a certificate of noncompliance under cl 21 of the SP Reg. 0

# Annexure One Financial Statements





**This page has been intentionally left blank**

# Bogan Shire Council

GENERAL PURPOSE FINANCIAL STATEMENTS  
for the year ended 30 June 2019

---



*Comfortable Country Living*

## Bogan Shire Council

### General Purpose Financial Statements for the year ended 30 June 2019

Contents	Page
<b>Understanding Council's Financial Statements</b>	2
<b>Statement by Councillors and Management</b>	3
<b>Primary Financial Statements:</b>	
– Income Statement	4
– Statement of Comprehensive Income	5
– Statement of Financial Position	6
– Statement of Changes in Equity	7
– Statement of Cash Flows	8
<b>Notes to the Financial Statements</b>	9
<b>Independent Auditor's Reports:</b>	
– On the Financial Statements (Sect 417 [2])	83
– On the Conduct of the Audit (Sect 417 [3])	86

---

#### Overview

Bogan Shire Council is constituted under the Local Government Act 1993 (NSW) and has its principal place of business at:

81 Cobar Street  
Nyngan NSW 2825

Council's guiding principles are detailed in Chapter 3 of the LGA and includes:

- principles applying to the exercise of functions generally by council,
- principles to be applied when making decisions,
- principles of community participation,
- principles of sound financial management, and
- principles for strategic planning relating to the development of an integrated planning and reporting framework.

A description of the nature of Council's operations and its principal activities are provided in Note 2(b).

Through the use of the internet, we have ensured that our reporting is timely, complete and available at minimum cost. All press releases, financial statements and other information are publicly available on our website: [www.bogan.nsw.gov.au](http://www.bogan.nsw.gov.au).

## Bogan Shire Council

### General Purpose Financial Statements for the year ended 30 June 2019

#### Understanding Council's financial statements

---

##### Introduction

Each year, individual local governments across New South Wales are required to present a set of audited financial statements to their council and community.

##### What you will find in the statements

The financial statements set out the financial performance, financial position and cash flows of Council for the financial year ended 30 June 2019.

The format of the financial statements is standard across all NSW Councils and complies with both the accounting and reporting requirements of Australian Accounting Standards and requirements as set down by the Office of Local Government.

##### About the Councillor/Management Statement

The financial statements must be certified by senior staff as 'presenting fairly' the Council's financial results for the year and are required to be adopted by Council – ensuring both responsibility for and ownership of the financial statements.

##### About the primary financial statements

The financial statements incorporate five 'primary' financial statements:

##### 1. The Income Statement

Summarises Council's financial performance for the year, listing all income and expenses.

This statement also displays Council's original adopted budget to provide a comparison between what was projected and what actually occurred.

##### 2. The Statement of Comprehensive Income

Primarily records changes in the fair value of Council's Infrastructure, Property, Plant and Equipment.

##### 3. The Statement of Financial Position

A 30 June snapshot of Council's financial position indicating its assets, liabilities and "net wealth".

##### 4. The Statement of Changes in Equity

The overall change for the year (in dollars) of Council's "net wealth".

##### 5. The Statement of Cash Flows

Indicates where Council's cash came from and where it was spent. This statement also displays Council's original adopted budget to provide a comparison between what was projected and what actually occurred.

##### About the Notes to the Financial Statements

The Notes to the Financial Statements provide greater detail and additional information on the five primary financial statements.

##### About the Auditor's Reports

Council's annual financial statements are required to be audited by the NSW Audit Office. In NSW the auditor provides 2 audit reports:

1. an opinion on whether the financial statements present fairly the Council's financial performance and position, and
2. their observations on the conduct of the audit, including commentary on the Council's financial performance and financial position.

##### Who uses the financial statements?

The financial statements are publicly available documents and must be presented at a Council meeting between seven days and five weeks after the date of the Audit Report.

The public can make submissions to Council up to seven days subsequent to the public presentation of the financial statements.

Council is required to forward an audited set of financial statements to the Office of Local Government.



## Bogan Shire Council

### General Purpose Financial Statements for the year ended 30 June 2019

### Statement by Councillors and Management made pursuant to Section 413(2)(c) of the *Local Government Act 1993 (NSW)* (as amended)

**The attached General Purpose Financial Statements have been prepared in accordance with:**

- the *Local Government Act 1993 (NSW)* (as amended) and the regulations made thereunder,
- the Australian Accounting Standards and other pronouncements of the Australian Accounting Standards Board
- the Local Government Code of Accounting Practice and Financial Reporting.

**To the best of our knowledge and belief, these financial statements:**

- present fairly the Council's operating result and financial position for the year,
- accord with Council's accounting and other records.

**We are not aware of any matter that would render these statements false or misleading in any way.**

**Signed in accordance with a resolution of Council made on 22 August 2019.**



R L Donald OAM  
Mayor  
22 August 2019



G R J Neill  
Councillor  
22 August 2019



D A Francis  
General Manager  
22 August 2019



S A Waterhouse  
Responsible Accounting Officer  
22 August 2019

## Bogan Shire Council

## Income Statement

for the year ended 30 June 2019

Original unaudited budget 2019 \$ '000		Notes	Actual 2019 \$ '000	Actual <sup>1</sup> 2018 \$ '000
<b>Income from continuing operations</b>				
<b>Revenue:</b>				
4,879	Rates and annual charges	3a	4,986	4,786
3,632	User charges and fees	3b	6,504	6,040
314	Interest and investment revenue	3c	329	270
282	Other revenues	3d	387	412
7,143	Grants and contributions provided for operating purposes	3e,f	7,655	8,467
175	Grants and contributions provided for capital purposes	3e,f	4,084	9,176
16,425	<b>Total income from continuing operations</b>		<b>23,945</b>	<b>29,151</b>
<b>Expenses from continuing operations</b>				
6,836	Employee benefits and on-costs	4a	7,251	6,993
77	Borrowing costs	4b	80	77
10,686	Materials and contracts	4c	6,501	6,554
3,777	Depreciation and amortisation	4d	4,016	3,853
1,618	Other expenses	4e	1,605	1,512
–	Net losses from the disposal of assets	5	28	557
–	Revaluation decrement / impairment of IPP&E	4d	424	–
–	Net share of interests in joint ventures and associates using the equity method	14	1	–
22,994	<b>Total expenses from continuing operations</b>		<b>19,906</b>	<b>19,546</b>
<b>(6,569)</b>	<b>Operating result from continuing operations</b>		<b>4,039</b>	<b>9,605</b>
<b>(6,569)</b>	<b>Net operating result for the year</b>		<b>4,039</b>	<b>9,605</b>
(6,569)	Net operating result attributable to Council		4,039	9,605
–	Net operating result attributable to non-controlling interests		–	–
<hr/>				
(6,744)	Net operating result for the year before grants and contributions provided for capital purposes		(45)	429

<sup>1</sup> The Council has not restated comparatives when initially applying AASB 9. The comparative information has been prepared under AASB 139 *Financial Instruments: Recognition and Measurement*

## Bogan Shire Council

Statement of Comprehensive Income  
for the year ended 30 June 2019

	Notes	2019 \$ '000	2018 <sup>1</sup> \$ '000
<b>Net operating result for the year</b> (as per Income Statement)		<b>4,039</b>	<b>9,605</b>
<b>Other comprehensive income:</b>			
Amounts that will not be reclassified subsequently to the operating result			
Gain (loss) on revaluation of IPP&E	9a	3,940	9,240
<b>Total items which will not be reclassified subsequently to the operating result</b>		<b>3,940</b>	<b>9,240</b>
Amounts that will be reclassified subsequently to the operating result when specific conditions are met			
Nil			
<b>Total other comprehensive income for the year</b>		<b>3,940</b>	<b>9,240</b>
<b>Total comprehensive income for the year</b>		<b>7,979</b>	<b>18,845</b>
Total comprehensive income attributable to Council		7,979	18,845

<sup>1</sup> The Council has not restated comparatives when initially applying AASB 9. The comparative information has been prepared under *AASB 139 Financial Instruments: Recognition and Measurement*

## Bogan Shire Council

Statement of Financial Position  
as at 30 June 2019

	Notes	2019 \$ '000	2018 <sup>1</sup> \$ '000
<b>ASSETS</b>			
<b>Current assets</b>			
Cash and cash equivalents	6a	6,282	6,412
Investments	6b	7,800	5,800
Receivables	7	1,386	3,807
Inventories	8	494	398
Other	8	67	66
<b>Total current assets</b>		<b>16,029</b>	<b>16,483</b>
<b>Non-current assets</b>			
Receivables	7	237	129
Infrastructure, property, plant and equipment	9	233,712	226,729
Investments accounted for using the equity method	14	52	53
<b>Total non-current assets</b>		<b>234,001</b>	<b>226,911</b>
<b>TOTAL ASSETS</b>		<b>250,030</b>	<b>243,394</b>
<b>LIABILITIES</b>			
<b>Current liabilities</b>			
Payables	10	654	1,980
Borrowings	10	112	109
Provisions	11	1,664	1,571
<b>Total current liabilities</b>		<b>2,430</b>	<b>3,660</b>
<b>Non-current liabilities</b>			
Borrowings	11	2,420	2,533
<b>Total non-current liabilities</b>		<b>2,420</b>	<b>2,533</b>
<b>TOTAL LIABILITIES</b>		<b>4,850</b>	<b>6,193</b>
<b>Net assets</b>		<b>245,180</b>	<b>237,201</b>
<b>EQUITY</b>			
Accumulated surplus	12	160,621	156,582
Revaluation reserves	12	84,559	80,619
<b>Total equity</b>		<b>245,180</b>	<b>237,201</b>

<sup>1</sup> The Council has not restated comparatives when initially applying AASB 9. The comparative information has been prepared under AASB 139 *Financial Instruments: Recognition and Measurement*

## Bogan Shire Council

## Statement of Changes in Equity

for the year ended 30 June 2019

	<b>2019</b>	IPP&E	<b>Total</b>	<sup>1</sup> <b>2018</b>	IPP&E	<b>Total</b>
	Accumulated	revaluation	<b>equity</b>	Accumulated	revaluation	<b>equity</b>
Notes	surplus	reserve	\$ '000	surplus	reserve	\$ '000
	<b>\$ '000</b>	<b>\$ '000</b>	<b>\$ '000</b>	<b>\$ '000</b>	<b>\$ '000</b>	<b>\$ '000</b>
<b>Opening balance</b>	156,582	80,619	<b>237,201</b>	146,977	71,379	<b>218,356</b>
Net operating result for the year prior to correction of errors and changes in accounting policies	<b>4,039</b>	–	<b>4,039</b>	9,605	–	<b>9,605</b>
<b>Net operating result for the year</b>	<b>4,039</b>	–	<b>4,039</b>	<b>9,605</b>	–	<b>9,605</b>
<b>Other comprehensive income</b>						
– Gain (loss) on revaluation of IPP&E	–	3,940	<b>3,940</b>	–	9,240	<b>9,240</b>
<b>Other comprehensive income</b>	–	<b>3,940</b>	<b>3,940</b>	–	<b>9,240</b>	<b>9,240</b>
<b>Total comprehensive income (c&amp;d)</b>	<b>4,039</b>	<b>3,940</b>	<b>7,979</b>	<b>9,605</b>	<b>9,240</b>	<b>18,845</b>
<b>Equity – balance at end of the reporting period</b>	<b>160,621</b>	<b>84,559</b>	<b>245,180</b>	<b>156,582</b>	<b>80,619</b>	<b>237,201</b>

<sup>1</sup> The Council has not restated comparatives when initially applying AASB 9. The comparative information has been prepared under AASB 139 *Financial Instruments: Recognition and Measurement*



## Bogan Shire Council

## Statement of Cash Flows

for the year ended 30 June 2019

Original unaudited budget 2019 \$ '000		Notes	Actual 2019 \$ '000	Actual 2018 \$ '000
<b>Cash flows from operating activities</b>				
<b>Receipts:</b>				
4,778	Rates and annual charges		4,865	4,831
3,712	User charges and fees		7,177	7,101
289	Investment and interest revenue received		275	361
7,410	Grants and contributions		13,981	15,867
–	Bonds, deposits and retention amounts received		25	21
255	Other		1,473	1,768
<b>Payments:</b>				
(7,835)	Employee benefits and on-costs		(7,171)	(6,827)
(3,621)	Materials and contracts		(8,292)	(7,046)
(76)	Borrowing costs		(82)	(80)
–	Bonds, deposits and retention amounts refunded		(20)	(10)
(1,421)	Other		(2,139)	(2,875)
<b>3,491</b>	<b>Net cash provided (or used in) operating activities</b>	13b	<b>10,092</b>	<b>13,111</b>
<b>Cash flows from investing activities</b>				
<b>Receipts:</b>				
426	Sale of investment securities		4,800	4,800
654	Sale of infrastructure, property, plant and equipment		556	485
–	Deferred debtors receipts		6	16
<b>Payments:</b>				
–	Purchase of investment securities		(6,800)	(2,800)
(4,998)	Purchase of infrastructure, property, plant and equipment		(8,674)	(12,562)
<b>(3,918)</b>	<b>Net cash provided (or used in) investing activities</b>		<b>(10,112)</b>	<b>(10,061)</b>
<b>Cash flows from financing activities</b>				
<b>Receipts:</b>				
340	Proceeds from borrowings and advances		–	–
<b>Payments:</b>				
(109)	Repayment of borrowings and advances		(110)	(106)
<b>231</b>	<b>Net cash flow provided (used in) financing activities</b>		<b>(110)</b>	<b>(106)</b>
<b>(196)</b>	<b>Net increase/(decrease) in cash and cash equivalents</b>		<b>(130)</b>	<b>2,944</b>
2,643	Plus: cash and cash equivalents – beginning of year	13a	6,412	3,468
<b>2,447</b>	<b>Cash and cash equivalents – end of the year</b>	13a	<b>6,282</b>	<b>6,412</b>
Additional Information:				
	plus: Investments on hand – end of year	6b	7,800	5,800
	<b>Total cash, cash equivalents and investments</b>		<b>14,082</b>	<b>12,212</b>

## Bogan Shire Council

### Notes to the Financial Statements

for the year ended 30 June 2019

### Contents of the notes accompanying the financial statements

Note	Details	Page
1	Basis of preparation	10
2(a)	Council functions/activities – financial information	14
2(b)	Council functions/activities – component descriptions	15
3	Income from continuing operations	17
4	Expenses from continuing operations	23
5	Gain or loss from the disposal, replacement and de-recognition of assets	28
6(a)	Cash and cash equivalent assets	28
6(b)	Investments	29
6(c)	Restricted cash, cash equivalents and investments – details	31
7	Receivables	32
8	Inventories and other assets	35
9(a)	Infrastructure, property, plant and equipment	36
9(b)	Externally restricted infrastructure, property, plant and equipment	39
9(c)	Infrastructure, property, plant and equipment – current year impairments	39
10	Payables and borrowings	40
11	Provisions	43
12	Accumulated surplus, revaluation reserves, changes in accounting policies, changes in accounting estimates and errors	45
13	Statement of cash flows – additional information	46
14	Interests in other entities	47
15	Commitments	49
16	Contingencies and other liabilities/assets not recognised	50
17	Financial risk management	53
18	Material budget variations	58
19	Fair value measurement	60
20	Related party transactions	70
21	Financial result and financial position by fund	74
22(a)	Statement of performance measures – consolidated results	77
22(b)	Statement of performance measures – by fund	78
	<b>Additional council disclosures (unaudited)</b>	
22(c)	Statement of performance measures – consolidated results (graphs)	80
23	Council information and contact details	82

## Bogan Shire Council

### Notes to the Financial Statements

for the year ended 30 June 2019

#### Note 1. Basis of preparation

---

These financial statements were authorised for issue by Council on 22/08/2019.

Council has the power to amend and reissue these financial statements.

The principal accounting policies adopted in the preparation of these consolidated financial statements are set out below. These policies have been consistently applied to all the years presented, unless otherwise stated.

##### **Basis of preparation**

These general purpose financial statements have been prepared in accordance with Australian Accounting Standards and Australian Accounting Interpretations, the *Local Government Act 1993 (NSW)* and Regulations, and the Local Government Code of Accounting Practice and Financial Reporting.

Council is a not for-profit entity.

The financial statements are presented in Australian dollars and are rounded to the nearest thousand dollars.

Unless otherwise indicated, all amounts disclosed in the financial statements are actual amounts. Specific budgetary amounts have been included for comparative analysis (to actuals) in the following reports and notes:

- Income statement
- Statement of cash flows
- Note 18 – Material budget variations

and are clearly marked .

##### **(a) New and amended standards adopted by Council**

Council adopted the following Australian Accounting Standards amendments for these financial statements:

- AASB 2016-2 Amendments to Australian Accounting Standards – Disclosure Initiative: Amendments to AASB107
- AASB 9 Financial Instruments

This disclosure Initiative helps users of financial statements to better understand changes in an entity's debt.

##### **(b) Historical cost convention**

These financial statements have been prepared under the historical cost convention, as modified by the revaluation of certain financial assets and liabilities and certain classes of infrastructure, property, plant and equipment and investment property.

##### **(c) Significant accounting estimates and judgements**

The preparation of financial statements requires the use of certain critical accounting estimates. It also requires management to exercise its judgement in the process of applying the Council's accounting policies.

Estimates and judgements are continually evaluated and are based on historical experience and other factors, including expectations of future events that may have a financial impact on the Council and that are believed to be reasonable under the circumstances.

## Bogan Shire Council

### Notes to the Financial Statements

for the year ended 30 June 2019

#### Note 1. Basis of preparation (continued)

##### **Critical accounting estimates and assumptions**

Council makes estimates and assumptions concerning the future. The resulting accounting estimates will, by definition, seldom equal the related actual results. The estimates and assumptions that have a significant risk of causing a material adjustment to the carrying amounts of assets and liabilities within the next financial year include:

- (i) estimated fair values of infrastructure, property, plant and equipment – refer Note 9,
- (ii) employee benefit provisions – refer Note 11.

##### **Monies and other assets received by Council**

###### **(a) The Consolidated Fund**

In accordance with the provisions of Section 409(1) of the *Local Government Act 1993 (NSW)*, all money and property received by Council is held in the Council's Consolidated Fund unless it is required to be held in the Council's Trust Fund.

Cash and other assets of the following entities have been included as part of the Consolidated Fund:

- General purpose operations
- Water service
- Sewerage service

###### **(b) The Trust Fund**

In accordance with the provisions of Section 411 of the *Local Government Act 1993 (NSW)* (as amended), a separate and distinct Trust Fund is maintained to account for all money and property received by the Council in trust which must be applied only for the purposes of, or in accordance with the trusts relating to those monies. Trust monies and property subject to Council's control have been included in these reports.

##### **Goods and Services Tax (GST)**

Revenues, expenses and assets are recognised net of the amount of associated GST, unless the GST incurred is not recoverable from the taxation authority. In this case it is recognised as part of the cost of acquisition of the asset or as part of the expense.

Receivables and payables are stated inclusive of the amount of GST receivable or payable. The net amount of GST recoverable from, or payable to the taxation authority is included with other receivables or payables in the Statement of Financial Position.

Cash flows are presented on a gross basis. The GST components of cash flows arising from investing or financing activities which that are recoverable from, or payable to the taxation authority are presented as operating cash flows.

##### **New accounting standards and interpretations issued not yet effective**

Certain new accounting standards and interpretations have been published that are not mandatory for 30 June 2019 reporting periods (and which have not been early adopted by Council).

Council's assessment of these new standards and interpretations does not consider that any of those standards are likely to have a material impact on the Council's future financial statements, financial position, financial performance or cash flows.

Council has not elected to apply any pronouncements before their operative date in these financial statements.

## Bogan Shire Council

### Notes to the Financial Statements

for the year ended 30 June 2019

#### Note 1. Basis of preparation (continued)

---

##### **AASB 16 Leases**

AASB 16 will result (for YE 19/20 and beyond) in almost all operating leases being recognised on the balance sheet by Council (alongside existing finance leases) with the distinction between operating and finance leases removed.

Under the new standard, a financial liability (ie. a lease liability) and an asset (ie. a right to use the leased item) will be recognised for nearly all arrangements where Council commits itself to paying a rental fee for the use of a specific asset.

The only exceptions are short-term and low-value leases which are exempt from the accounting (but not disclosure) requirements of AASB 16 - Leases.

Council staff have reviewed all of Council's leasing arrangements over the last 12 months taking into consideration the new lease accounting rules in AASB 16 (applicable from 1/7/19).

AASB 16 will (on the whole) affect Council's accounting for existing operating lease agreements that are in place as at 30/6/19.

At the end of this reporting period, Council has non-cancellable operating lease commitments of \$12,369 refer Note 15.

Of these commitments \$12,369 relate to short-term leases and to low value leases.

Both these lease types and amounts will continue to be accounted for as they currently are (being expensed on a straight-line basis within the Income Statement).

Council's activities as a lessor are not material and hence Council does not expect any significant impact on the financial statements. However, some additional disclosures will be required from next year.

##### **AASB 15 Revenue from Contracts with Customers and associated amending standards.**

AASB15 introduces a five-step process for revenue recognition, with the core principle of the new standard being for entities to recognise revenue to depict the transfer of goods or services to customers in amounts that reflect the consideration (that is, payment) to which the entity expects to be entitled in exchange for those goods or services.

Accounting policy changes will arise in the timing of revenue recognition, treatment of contracts costs and contracts which contain a financing element.

Councils should assess each revenue stream but particular impact is expected for grant income and rates which are paid before the commencement of the rating period.

The changes in revenue recognition requirements in AASB15 may cause changes to the timing and amount of revenue recorded in the financial statements as well as additional disclosures.

The impact of AASB15 is not expected to have a material impact on Council's future financial performance, financial position and cash flows.

##### **AASB 1058 Income of NFP Entities**

AASB 1058 supersedes all the income recognition requirements relating to councils, previously in AASB 1004 Contributions.



## Bogan Shire Council

### Notes to the Financial Statements

for the year ended 30 June 2019

#### Note 1. Basis of preparation (continued)

Under AASB 1058 the future timing of income recognition will depend on whether the transaction gives rise to a liability or other performance obligation (a promise to transfer a good or service) related to an asset (such as cash or another asset) received by an entity.

AASB 1058 also applies when a council receives volunteer services or enters into other transactions in which the consideration to acquire an asset is significantly less than the fair value of the asset, and where the council's objective is principally to enable the asset to further the council's objectives.

Upon initial recognition of the asset, this standard requires council to consider whether any other financial statement elements (called 'related amounts') should be recognised in accordance with the applicable accounting standard, such as:

- (a) contributions by owners
- (b) revenue, or a contract liability arising from a contract with a customer
- (c) a lease liability
- (d) a financial instrument, or
- (e) a provision.

If the transaction is a transfer of a financial asset to enable council to acquire or construct a recognisable non-financial asset to be controlled by council (i.e. an in-substance acquisition of a non-financial asset), the council recognises a liability for the excess of the fair value of the transfer over any related amounts recognised. Council will then recognise income as it satisfies its obligations under the transfer similarly to income recognition in relation to performance obligations under AASB 15.

If the transaction does not enable council to acquire or construct a recognisable non-financial asset to be controlled by council, then any excess of the initial carrying amount of the recognised asset over the related amounts is recognised as income.

The specific impacts of AASB1058 for Council are not expected to have a material impact on Council's future financial performance, financial position and cash flows.

#### **AASB 2018-8 Amendments to Australian Accounting Standards – Right-of-Use Assets of Not-for-Profit Entities**

This Standard provides a temporary option for not-for-profit entities to not apply the fair value initial measurement requirements for right-of-use assets arising under leases with significantly below market terms and conditions, principally to enable the entity to further its objectives (for example, concessionary or peppercorn leases).

The Standard requires an entity that elects to apply the option (i.e. measures a class or classes of such right-of-use assets at cost rather than fair value) to include additional disclosures in the financial statements to ensure users understand the effects on the financial position, financial performance and cash flows of the entity arising from these leases

As per a NSW Office of Local Government recommendation, Council has elected to measure right-of-use assets (under a concessionary or peppercorn lease) at cost. The standard requires additional disclosures be provided in relation to below market-value leases measured at cost.

The specific impacts of AASB2018-8 for Council are not expected to have a material impact on Council's future financial performance, financial position and cash flows.

Council has not applied any pronouncements before its operative date in the annual reporting period beginning 1 July 2018.

## Bogan Shire Council

## Notes to the Financial Statements

for the year ended 30 June 2019

## Note 2(a). Council functions/activities – financial information

Functions/activities	Income, expenses and assets have been directly attributed to the following functions/activities. Details of these functions/activities are provided in Note 2(b).									
	Income from continuing operations		Expenses from continuing operations		Operating result from continuing operations		Grants included in income from continuing operations		Total assets held (current and non-current)	
	2019	2018	2019	2018	2019	2018	2019	2018	2019	2018
	\$ '000									
Social - Social & Cultural	2	6	180	195	(178)	(189)	–	5	780	855
Social - Community Centres	1,449	535	1,366	1,373	83	(838)	1,372	471	11,256	8,391
Social - Inclusive Communities	1,126	1,078	1,303	1,163	(177)	(85)	849	790	1,305	1,390
Social - Education	–	–	2	2	(2)	(2)	–	–	1	–
Social - Public Health	770	531	1,438	924	(668)	(393)	50	50	1,654	1,769
Social - Emergency Services	110	593	187	181	(77)	412	87	87	761	906
Infrastructure - Transport Networks	7,726	8,615	6,347	6,691	1,379	1,924	3,066	4,063	171,863	171,314
Infrastructure - Water	4,424	10,397	2,806	3,053	1,618	7,344	2,046	8,124	33,884	31,893
Infrastructure - Sewer	689	677	850	770	(161)	(93)	–	–	11,691	12,020
Environmental - Built Environment	586	163	1,735	1,631	(1,149)	(1,468)	429	–	3,212	1,379
Environmental - Waste & Recycling	823	819	846	839	(23)	(20)	–	–	159	764
Environmental - Natural Environment	33	41	123	125	(90)	(84)	33	40	–	10
Environmental - Health, Safety & Regulation	10	22	746	655	(736)	(633)	–	–	15	51
Economic - Local Industries & Business	3	6	61	59	(58)	(53)	–	2	208	215
Economic - Tourism	24	9	98	76	(74)	(67)	–	–	18	–
Economic - Public Transport & Air Services	–	–	78	83	(78)	(83)	–	–	154	148
Civic Leadership - Leadership, Advocacy & Governance	–	–	541	540	(541)	(540)	–	–	224	329
Civic Leadership - Managing Our Business	6,170	5,659	1,199	1,178	4,971	4,481	2,842	2,514	12,845	11,960
Civic Leadership - Disaster Management	–	–	–	8	–	(8)	–	–	–	–
<b>Total functions and activities</b>	<b>23,945</b>	<b>29,151</b>	<b>19,906</b>	<b>19,546</b>	<b>4,039</b>	<b>9,605</b>	<b>10,774</b>	<b>16,146</b>	<b>250,030</b>	<b>243,394</b>

## Bogan Shire Council

### Notes to the Financial Statements

for the year ended 30 June 2019

#### Note 2(b). Council functions/activities – component descriptions

**Details relating to the Council's functions/activities as reported in Note 2(a) are as follows:**

##### **Social - Social & Cultural**

Council function includes not-for-profit community functions where Council assists community organisations to achieve their outcomes. This function also includes Councils community and social development role that helps to apply for Grants for Council and to assist with strategic direction.

##### **Social - Community Centres**

Council function includes community facilities maintained by Council such as Parks & Gardens, Sport & Recreation Facilities, Cemetery, Swimming Pool, Library as well as Halls, Museum & Historic Buildings.

##### **Social - Inclusive Communities**

Council function supports children, the elderly and people with disabilities. This includes Councils Bogan Bush Mobile Service, Early Learning Centre, Youth Services and Seniors Living.

##### **Social - Education**

Council function that supports our local schools with providing access to education at all levels.

##### **Social - Public Health**

Council function aims to ensure our community has access to medical services, facilities and programs to enhance and protect health in the community. This includes our Council run Medical Centre as well as support to other health practitioners within the town.

##### **Social - Emergency Services**

Council function that supports our fire, police and ambulance services to provide effective and efficient services to the community. This includes administrative support to the District Rural Fire Service as well as hazard reduction programs done in conjunction with the RFS and support to other emergency services.

##### **Infrastructure - Transport Networks**

Council function to construct and maintain the Bogan Shire transport network to enable safe and efficient travel and freight throughout the Shire. Council has a large fleet of plant and equipment used primarily to carry out its own roadworks as well as contract work to the Shires highways on behalf of the Roads & Maritime Services. Council maintains its own plant and equipment and uses the plan system to fund this function.

##### **Infrastructure - Water**

Council has access to a safe and secure water supply that provides the community with a reliable, safe and cost effective water service to the Nyngan township as well as a raw water supply to Councils villages.

##### **Infrastructure - Sewer**

Council has access to a safe and reliable sewerage service.

##### **Environmental - Built Environment**

This Council function includes development and building control through respectful planning processes and facilitation of development in line with statutory requirements as well as the building and maintenance of Council owned buildings.

##### **Environmental - Waste & Recycling**

Council function that aims to ensure our waste stream is effectively managed. This includes activities such as waste collection, waste recycling and Councils waste disposal facility.

## Bogan Shire Council

### Notes to the Financial Statements

for the year ended 30 June 2019

#### Note 2(b). Council functions/activities – component descriptions (continued)

**Details relating to the Council's functions/activities as reported in Note 2(a) are as follows:**

##### **Environmental - Natural Environment**

Council function that aims to ensure open space areas are protected and managed to preserve their valued use and biodiversity while minimising the impact of pollution and weeds on the environment. Council has a noxious weeds program that assists to achieve this outcome.

##### **Environmental - Health, Safety & Regulation**

This Council function helps to meet compliance and regulatory obligations concerning public health. Activities include environmental administration function, storm water & drainage as well as animal control and other compliance management.

##### **Economic - Local Industries & Business**

Council aims to assist local industries and businesses including Tourism to support them to grow and prosper including Councils villages.

##### **Economic - Tourism**

Council function aims to ensure Bogan Shire is regarded as a welcoming and attractive place for people to live and visit, producing services, cultural experiences and recreational opportunities. Activities include the Council run visitor information centre.

##### **Economic - Public Transport & Air Services**

Council function that aims to ensure Bogan Shire has reliable, cost effective and regular public transport to and from our town. Council does provide and maintain an aerodrome to enable air services to access Nyngan.

##### **Civic Leadership - Leadership, Advocacy & Governance**

Council function that aims to achieve open, transparent and effective local government. The activities include Elected Members and the General Manager functions.

##### **Civic Leadership - Managing Our Business**

This function of Council aims to achieve effective and responsive management of Councils resources to deliver all goals and strategies. Activities include Corporate Services, Rates, Finance, Information Technology, Records, Customer Service, People & Culture, Human Resources and Occupational Health and Safety.

##### **Civic Leadership - Disaster Management**

Council function to ensure Council has the ability to plan, arrange and implement measures for the prevention of, preparation for, response to and recovery from emergencies. An activity of the function is to maintain Council's Levee Bank to prevent future flooding.

## Bogan Shire Council

### Notes to the Financial Statements

for the year ended 30 June 2019

#### Note 3. Income from continuing operations

\$ '000	2019	2018
<b>(a) Rates and annual charges</b>		
<b>Ordinary rates</b>		
Residential	307	301
Farmland	1,716	1,680
Mining	661	582
Business	230	234
Less: pensioner rebates (mandatory)	(8)	(9)
Less: pensioner rebates (Council policy)	(7)	(7)
<b>Rates levied to ratepayers</b>	<b>2,899</b>	<b>2,781</b>
Pensioner rate subsidies received	9	8
<b>Total ordinary rates</b>	<b>2,908</b>	<b>2,789</b>
<b>Annual charges</b> (pursuant to s.496, s.496A, s.496B, s.501 & s.611)		
Domestic waste management services	658	645
Water supply services	854	797
Sewerage services	460	459
Waste management services (non-domestic)	132	129
Less: pensioner rebates (mandatory)	(35)	(37)
Less: pensioner rebates (Council policy)	(29)	(31)
<b>Annual charges levied</b>	<b>2,040</b>	<b>1,962</b>
Pensioners' subsidies:		
– Water	10	9
– Sewerage	9	8
– Domestic waste management	19	18
<b>Total annual charges</b>	<b>2,078</b>	<b>1,997</b>
<b><u>TOTAL RATES AND ANNUAL CHARGES</u></b>	<b><u>4,986</u></b>	<b><u>4,786</u></b>

Council has used 2016 year valuations provided by the NSW Valuer General in calculating its rates.

#### Accounting policy for rates and annual charges

Rates and annual charges are recognised as revenue when the Council obtains control over the assets comprising these receipts.

Pensioner rebates relate to reductions in rates and certain annual charges for eligible pensioners' place of residence in the local government council area that are not subsidised by the NSW Government.

Pensioner rate subsidies are received from the NSW Government to provide a contribution towards the pensioner rebates.

Control over assets acquired from rates and annual charges is obtained at the commencement of the rating year as it is an enforceable debt linked to the rateable property or, where earlier, upon receipt of the rates.



## Bogan Shire Council

## Notes to the Financial Statements

for the year ended 30 June 2019

## Note 3. Income from continuing operations (continued)

\$ '000	2019	2018
<b>(b) User charges and fees</b>		
<b>Specific user charges</b> (per s.502 – specific 'actual use' charges)		
Water supply services	1,495	1,479
Sewerage services	189	183
<b>Total specific user charges</b>	<b>1,684</b>	<b>1,662</b>
<b>Other user charges and fees</b>		
<b>(i) Fees and charges – statutory and regulatory functions (per s.608)</b>		
Inspection services	6	3
Planning and building regulation	40	26
Private works – section 67	223	261
Regulatory/ statutory fees	3	11
Regulatory fees	1	3
Section 10.7 certificates (EP&A Act)	9	8
Section 603 certificates	5	6
<b>Total fees and charges – statutory/regulatory</b>	<b>287</b>	<b>318</b>
<b>(ii) Fees and charges – other (incl. general user charges (per s.608))</b>		
Admission and service fees	–	6
Cemeteries	28	15
Child care	226	213
Community centres	31	28
Fire and emergency services levy (FESL) implementation	–	1
Leaseback fees – Council vehicles	11	11
Library and art gallery	5	3
Medical centre	683	426
Museum	4	9
Park rents	1	1
Reimbursements	83	121
RMS (formerly RTA) charges (state roads not controlled by Council)	3,437	3,208
Sundry sales	3	–
Waste disposal tipping fees	19	16
Water connection fees	2	2
<b>Total fees and charges – other</b>	<b>4,533</b>	<b>4,060</b>
<b>TOTAL USER CHARGES AND FEES</b>	<b>6,504</b>	<b>6,040</b>

**Accounting policy for user charges and fees**

User charges and fees are recognised as revenue when the service has been provided.

## Bogan Shire Council

### Notes to the Financial Statements

for the year ended 30 June 2019

#### Note 3. Income from continuing operations (continued)

\$ '000	2019	2018
<b>(c) Interest and investment revenue (including losses)</b>		
<b>Interest on financial assets measured at amortised cost</b>		
– Overdue rates and annual charges (incl. special purpose rates)	23	18
– Overdue user fees and charges	9	–
– Cash and investments	292	252
– Other	5	–
<b>TOTAL INTEREST AND INVESTMENT REVENUE</b>	<b>329</b>	<b>270</b>
<b>Interest revenue is attributable to:</b>		
<b>Unrestricted investments/financial assets:</b>		
Overdue rates and annual charges (general fund)	16	14
General Council cash and investments	246	214
<b>Restricted investments/funds – external:</b>		
Water fund operations	26	2
Sewerage fund operations	36	40
Domestic waste management operations	5	–
<b>Total interest and investment revenue recognised</b>	<b>329</b>	<b>270</b>
<b>Accounting policy for interest and investment revenue</b>		
Interest income is recognised using the effective interest rate at the date that interest is earned.		
<b>(d) Other revenues</b>		
Rental income – other council properties	162	167
Fines	3	3
Legal fees recovery – rates and charges (extra charges)	2	11
Bogan bush mobile reserve	–	27
Diesel rebate	84	134
Insurance claims recoveries	12	8
Insurance policy rebate	46	35
Sales – general	41	13
Sales – scrap metal	17	13
Other (private works)	7	–
Other (Procurement rebate)	13	–
Other	–	1
<b>TOTAL OTHER REVENUE</b>	<b>387</b>	<b>412</b>
<b>Accounting policy for other revenue</b>		
Council recognises revenue when the amount of revenue can be reliably measured, it is probable that future economic benefits will flow to the Council and specific criteria have been met for each of the Council's activities as described below. Council bases its estimates on historical results, taking into consideration the type of customer, the type of transaction and the specifics of each arrangement.		
Fines are recognised as revenue the penalty has been applied.		
Rental income is accounted for on a straight-line basis over the lease term.		
Miscellaneous sales are recognised when physical possession has transferred to the customer which is deemed to be the point of transfer of risks and rewards.		
Other income is recorded when the payment is due, the value of the payment is notified, or the payment is received, whichever occurs first.		

## Bogan Shire Council

## Notes to the Financial Statements

for the year ended 30 June 2019

## Note 3. Income from continuing operations (continued)

\$ '000	2019 Operating	2018 Operating	2019 Capital	2018 Capital
<b>(e) Grants</b>				
<b>General purpose (untied)</b>				
<b>Current year allocation</b>				
Financial assistance – general component	1,344	1,239	–	–
Financial assistance – local roads component	719	710	–	–
<b>Payment in advance – future year allocation</b>				
Financial assistance – general component	1,394	1,272	–	–
Financial assistance – local roads component	746	726	–	–
<b>Total general purpose</b>	<b>4,203</b>	<b>3,947</b>	<b>–</b>	<b>–</b>
<b>Specific purpose</b>				
Water supplies	505	754	1,541	7,370
Asset management	100	–	–	–
Bushfire and emergency services	87	87	–	–
Child care	840	472	–	–
Community care	–	315	–	–
Community centres	–	–	128	–
Economic development	–	8	–	–
Heritage and cultural	3	–	28	–
Library	24	27	–	–
Library – special projects	–	–	–	90
Medical centre	50	50	–	–
Noxious weeds	33	41	–	–
Recreation and culture	–	–	1,084	351
Street lighting	16	15	–	–
Transport (roads to recovery)	711	1,300	–	–
Transport (other roads and bridges funding)	–	464	869	846
Youth services	3	1	–	–
Wage subsidy apprentices	15	8	–	–
Other (Affordable Seniors Living)	–	–	328	–
Other (Main Street Beautification)	–	–	106	–
Other (Crown Land Management Plans)	100	–	–	–
<b>Total specific purpose</b>	<b>2,487</b>	<b>3,542</b>	<b>4,084</b>	<b>8,657</b>
<b>Total grants</b>	<b>6,690</b>	<b>7,489</b>	<b>4,084</b>	<b>8,657</b>
<b>Grant revenue is attributable to:</b>				
– Commonwealth funding	1,533	2,085	712	–
– State funding	5,157	5,354	3,372	8,657
– Other funding	–	50	–	–
	<b>6,690</b>	<b>7,489</b>	<b>4,084</b>	<b>8,657</b>

## Bogan Shire Council

### Notes to the Financial Statements

for the year ended 30 June 2019

#### Note 3. Income from continuing operations (continued)

\$ '000	2019 Operating	2018 Operating	2019 Capital	2018 Capital
<b>(f) Contributions</b>				
<b>Other contributions:</b>				
<b>Cash contributions</b>				
Childcare	16	–	–	–
Community services	2	1	–	–
Medical centre	–	5	–	–
NRL footy facilities funding	–	–	–	17
Recreation and culture	5	7	–	–
Roads and bridges	–	–	–	75
RMS contributions (regional roads, block grant)	942	965	–	–
SES	–	–	–	40
<b>Total other contributions – cash</b>	<b>965</b>	<b>978</b>	<b>–</b>	<b>132</b>
<b>Non-cash contributions</b>				
Bushfire services	–	–	–	387
<b>Total other contributions – non-cash</b>	<b>–</b>	<b>–</b>	<b>–</b>	<b>387</b>
<b>Total other contributions</b>	<b>965</b>	<b>978</b>	<b>–</b>	<b>519</b>
<b>Total contributions</b>	<b>965</b>	<b>978</b>	<b>–</b>	<b>519</b>
<b>TOTAL GRANTS AND CONTRIBUTIONS</b>	<b>7,655</b>	<b>8,467</b>	<b>4,084</b>	<b>9,176</b>

#### Accounting policy for grants and contributions

Control over grants and contributions is normally obtained upon their receipt (or acquittal) and is valued at the fair value of the granted or contributed asset at the date of transfer.

Where grants or contributions recognised as revenues during the financial year were obtained on condition that they be expended in a particular manner or used over a particular period and those conditions were un-discharged at reporting date, the unused grant or contribution is disclosed below.

Council has obligations to provide facilities from contribution revenues levied on developers under the provisions of sections 7.4, 7.11 and 7.12 of the *Environmental Planning and Assessment Act 1979*.

While Council generally incorporates these amounts as part of a Development Consents Order, such developer contributions are only recognised as income upon receipt by Council, due to the possibility that individual development consents may not be acted upon by the applicant and, accordingly, would not be payable to Council.

Developer contributions may only be expended for the purposes for which the contributions were required, but the Council may apply contributions according to the priorities established in work schedules.

Council currently has no contribution revenues levied on developers.

A liability is recognised in respect of revenue that is reciprocal in nature to the extent that the requisite service has not been provided at reporting date.

## Bogan Shire Council

## Notes to the Financial Statements

for the year ended 30 June 2019

## Note 3. Income from continuing operations (continued)

\$ '000	2019	2018
<b>(g) Unspent grants and contributions</b>		
<b>Certain grants and contributions are obtained by Council on condition that they be spent in a specified manner:</b>		
<b>Operating grants</b>		
Unexpended at the close of the previous reporting period	717	600
<b>Add:</b> operating grants recognised as income in the current period but not yet spent	233	272
<b>Add:</b> operating grants recognised as income in the current period received for the provision of goods and services in a future period	–	18
<b>Less:</b> operating grants recognised in a previous reporting period now spent	(706)	(173)
<b>Unexpended and held as restricted assets (operating grants)</b>	<u>244</u>	<u>717</u>
OLG Asset Management Grant \$50K Crown Land Management Plans \$94K Regional/Rural Youth Participation Grant \$1.5K, Rural fire Services \$87K		
<b>Capital grants</b>		
Unexpended at the close of the previous reporting period	51	–
<b>Add:</b> capital grants recognised as income in the current period but not yet spent	531	51
<b>Less:</b> capital grants recognised in a previous reporting period now spent	(51)	–
<b>Unexpended and held as restricted assets (capital grants)</b>	<u>531</u>	<u>51</u>
SCCF Grants Affordable Seniors Living Grants \$345K, Crown Reserves Grant \$37K Drought Communities Programs Grants \$41K Restart NSW Water Storage \$106K		



## Bogan Shire Council

### Notes to the Financial Statements

for the year ended 30 June 2019

#### Note 4. Expenses from continuing operations

\$ '000	2019	2018
<b>(a) Employee benefits and on-costs</b>		
Salaries and wages	5,537	5,497
Travel expenses	27	26
Employee leave entitlements (ELE)	1,198	1,132
Superannuation	657	628
Workers' compensation insurance	139	130
Fringe benefit tax (FBT)	42	29
Training costs (other than salaries and wages)	116	117
Protective clothing	24	20
Other	47	31
<b>Total employee costs</b>	<b>7,787</b>	<b>7,610</b>
Less: capitalised costs	(536)	(617)
<b>TOTAL EMPLOYEE COSTS EXPENSED</b>	<b>7,251</b>	<b>6,993</b>
Number of 'full-time equivalent' employees (FTE) at year end	<b>89</b>	<b>90</b>

#### Accounting policy for employee benefits and on-costs

Employee benefit expenses are recorded when the service has been provided by the employee.

#### Retirement benefit obligations

All employees of the Council are entitled to benefits on retirement, disability or death. Council contributes to various defined benefit plans and defined contribution plans on behalf of its employees.

#### Superannuation plans

Contributions to defined contribution plans are recognised as an expense as they become payable. Prepaid contributions are recognised as an asset to the extent that a cash refund or a reduction in the future payments is available.

Council participates in a Defined Benefit Plan under the Local Government Superannuation Scheme, however, when sufficient information to account for the plan as a defined benefit is not available and therefore Council accounts for its obligations to defined benefit plans on the same basis as its obligations to defined contribution plans, i.e. as an expense when it becomes payable – refer to Note 16 for more information.

<b>(b) Borrowing costs</b>		
	2019	2018
<b>(i) Interest bearing liability costs</b>		
Interest on loans	80	77
<b>Total interest bearing liability costs expensed</b>	<b>80</b>	<b>77</b>
<b>TOTAL BORROWING COSTS EXPENSED</b>	<b>80</b>	<b>77</b>

#### Accounting policy for borrowing costs

Borrowing costs incurred for the construction of any qualifying asset are capitalised during the period of time that is required to complete and prepare the asset for its intended use or sale. Other borrowing costs are expensed.

## Bogan Shire Council

Notes to the Financial Statements  
for the year ended 30 June 2019

## Note 4. Expenses from continuing operations (continued)

\$ '000	2019	2018
<b>(c) Materials and contracts</b>		
Raw materials and consumables	10,595	11,713
Contractor and consultancy costs	3,469	3,787
Auditors remuneration <sup>(2)</sup>	44	44
Legal expenses:		
– Legal expenses: debt recovery	6	20
– Legal expenses: other	9	–
Operating leases:		
– Operating lease rentals: minimum lease payments <sup>(1)</sup>	12	12
Other – APC Feasibility Study	111	748
<b>Total materials and contracts</b>	<b>14,246</b>	<b>16,324</b>
Less: capitalised costs	(7,745)	(9,770)
<b>TOTAL MATERIALS AND CONTRACTS</b>	<b>6,501</b>	<b>6,554</b>

**Operating leases**

Leases in which a significant portion of the risks and rewards of ownership are not transferred to Council as lessee are classified as operating leases. Payments made under operating leases (net of any incentives received from the lessor) are charged to the income statement on a straight-line basis over the period of the lease.

**1. Operating lease payments are attributable to:**

Other	12	12
	<b>12</b>	<b>12</b>

**2. Auditor remuneration**

During the year the following fees were paid or payable for services provided by the auditor of Council, related practices and non-related audit firms

**Auditors of the Council – NSW Auditor-General:****(i) Audit and other assurance services**

Audit and review of financial statements	44	43
<b>Remuneration for audit and other assurance services</b>	<b>44</b>	<b>43</b>
<b>Total Auditor-General remuneration</b>	<b>44</b>	<b>43</b>

**Non NSW Auditor-General audit firms:****(i) Audit and other assurance services**

Other audit and assurance services (Medical Centre Acquittal for Construction)	–	1
<b>Remuneration for audit and other assurance services</b>	<b>–</b>	<b>1</b>
<b>Total remuneration of non NSW Auditor-General audit firms</b>	<b>–</b>	<b>1</b>
<b>Total Auditor remuneration</b>	<b>44</b>	<b>44</b>

## Bogan Shire Council

## Notes to the Financial Statements

for the year ended 30 June 2019

## Note 4. Expenses from continuing operations (continued)

\$ '000	Notes	2019	2018
<b>(d) Depreciation, amortisation and impairment of intangible assets and IPP&amp;E</b>			
<b>Depreciation and amortisation</b>			
Plant and equipment		679	538
Office equipment		75	82
Furniture and fittings		16	14
<b>Infrastructure:</b>			
– Buildings – non-specialised		275	479
– Buildings – specialised		439	202
– Other structures		72	91
– Roads		1,636	1,636
– Bridges		108	109
– Footpaths		90	91
– Stormwater drainage		13	13
– Water supply network		448	436
– Sewerage network		165	162
<b>Total depreciation and amortisation costs</b>		<b>4,016</b>	<b>3,853</b>

## Bogan Shire Council

## Notes to the Financial Statements

for the year ended 30 June 2019

## Note 4. Expenses from continuing operations (continued)

\$ '000	Notes	2019	2018
<b>(d) Depreciation, amortisation and impairment of intangible assets and IPP&amp;E (continued)</b>			
<b>Impairment / revaluation decrement of IPP&amp;E</b>			
<b>Infrastructure:</b>			
– Buildings – non-specialised		157	–
– Buildings – specialised		267	–
<b>Total gross IPP&amp;E impairment / revaluation decrement costs / (reversals)</b>		<b>424</b>	<b>–</b>
<b>Total IPP&amp;E impairment / revaluation decrement costs / (reversals) charged to Income Statement</b>		<b>424</b>	<b>–</b>
<b>TOTAL DEPRECIATION, AMORTISATION AND IMPAIRMENT / REVALUATION DECREMENT FOR INTANGIBLES AND IPP&amp;E</b>		<b>4,440</b>	<b>3,853</b>

**Accounting policy for depreciation, amortisation and impairment expenses of intangibles and IPP&E****Depreciation and amortisation**

Depreciation and amortisation are calculated using the straight line method to allocate their cost, net of their residual values, over their estimated useful lives. Useful lives are included in Note 10 for IPPE assets.

**Impairment of non-financial assets**

Council assets held at fair value that are not held primarily for their ability to generate net cash flow, and that are deemed to be specialised, are no longer required to be tested for impairment under AASB 136. This is because these assets are assessed on an annual basis to ensure that the carrying amount is not materially different from fair value and therefore an impairment loss would be captured during this assessment.

Intangible assets that have an indefinite useful life, or are not yet available for use, are tested annually for impairment, or more frequently if events or changes in circumstances indicate that they might be impaired. Other assets that do not meet the criteria above are tested for impairment whenever events or changes in circumstances indicate that the carrying amount may not be recoverable. An impairment loss is recognised for the amount by which the asset's carrying amount exceeds its recoverable amount. The recoverable amount is the higher of an asset's fair value less costs to sell and value in use.

For the purposes of assessing impairment, assets are grouped at the lowest levels for which there are separately identifiable cash inflows that are largely independent of the cash inflows from other assets or groups of assets (cash-generating units). Non-financial assets that suffered an impairment are reviewed for possible reversal of the impairment at each reporting date.

Impairment losses for 2018/2019 have been included in the Income Statement as an expense. These losses are a result of the Fair Value of two buildings indentified for demolition in 2019/2020.

## Bogan Shire Council

## Notes to the Financial Statements

for the year ended 30 June 2019

## Note 4. Expenses from continuing operations (continued)

\$ '000	2019	2018
<b>(e) Other expenses</b>		
Advertising	31	15
Bad and doubtful debts	5	19
Bank charges	11	11
Cleaning	12	15
Computer software charges	126	123
Contributions/levies to other levels of government		
– Emergency services levy (includes FRNSW, SES, and RFS levies)	126	131
Councillor expenses – mayoral fee	20	19
Councillor expenses – councillors' fees	81	79
Councillors' expenses (incl. mayor) – other (excluding fees above)	57	56
Donations, contributions and assistance to other organisations (Section 356)	44	79
Electricity and heating	214	224
Fire and emergency services levy (FESL) implementation costs	–	1
Fire control expenses	60	–
Insurance	436	405
Office expenses (including computer expenses)	22	17
Postage	15	14
Printing and stationery	35	39
Street lighting	135	112
Subscriptions and publications	52	48
Telephone and communications	45	44
Tourism expenses (excluding employee costs)	14	7
Valuation fees	20	17
Other (Rent Paid )	25	24
Other	19	13
<b><u>TOTAL OTHER EXPENSES</u></b>	<b><u>1,605</u></b>	<b><u>1,512</u></b>

**Accounting policy for other expenses**

Other expenses are recorded on an accruals basis as the Council receives the goods or services.

## Bogan Shire Council

## Notes to the Financial Statements

for the year ended 30 June 2019

## Note 5. Gain or loss from the disposal, replacement and de-recognition of assets

\$ '000	Notes	2019	2018
<b>Property</b> (excl. investment property)	10		
Less: carrying amount of property assets sold/written off		–	(413)
<b>Net gain/(loss) on disposal</b>		<b>–</b>	<b>(413)</b>
<b>Plant and equipment</b>	10		
Proceeds from disposal – plant and equipment		526	515
Less: carrying amount of plant and equipment assets sold/written off		(536)	(608)
<b>Net gain/(loss) on disposal</b>		<b>(10)</b>	<b>(93)</b>
<b>Infrastructure</b>	10		
Less: carrying amount of infrastructure assets sold/written off		(18)	(51)
<b>Net gain/(loss) on disposal</b>		<b>(18)</b>	<b>(51)</b>
<b>Investments</b>	6b		
Proceeds from disposal/redemptions/maturities – investments		4,800	4,800
Less: carrying amount of investments sold/redeemed/matured		(4,800)	(4,800)
<b>Net gain/(loss) on disposal</b>		<b>–</b>	<b>–</b>
<b>NET GAIN/(LOSS) ON DISPOSAL OF ASSETS</b>		<b>(28)</b>	<b>(557)</b>

**Accounting policy for disposal of assets**

Gains and losses on disposals are determined by comparing proceeds with carrying amount. These are included in the Income Statement.

The gain or loss on sale of an asset is determined when control of the asset has irrevocably passed to the buyer and the asset is de-recognised.

## Note 6(a). Cash and cash equivalent assets

\$ '000	2019	2018
<b>Cash and cash equivalents</b>		
Cash on hand and at bank	88	101
Cash-equivalent assets		
– Deposits at call	6,194	6,311
<b>Total cash and cash equivalents</b>	<b>6,282</b>	<b>6,412</b>

**Accounting policy for cash and cash equivalents**

For Statement of Cash Flow presentation purposes, cash and cash equivalents includes cash on hand; deposits held at call with financial institutions; other short-term, highly liquid investments with original maturities of two months or less that are readily convertible to known amounts of cash and which are subject to an insignificant risk of changes in value; and bank overdrafts. Bank overdrafts are shown within borrowings in current liabilities on the Statement of Financial Position.



## Bogan Shire Council

### Notes to the Financial Statements

for the year ended 30 June 2019

#### Note 6(b). Investments

\$ '000	2019	2019	2018	2018
	Current	Non-current	Current	Non-current
<b>Investments</b>				
'Financial assets at amortised cost' / 'held to maturity' (2018)	7,800	–	5,800	–
<b>Total investments</b>	<b>7,800</b>	<b>–</b>	<b>5,800</b>	<b>–</b>
<b>TOTAL CASH ASSETS, CASH EQUIVALENTS AND INVESTMENTS</b>	<b>14,082</b>	<b>–</b>	<b>12,212</b>	<b>–</b>
<b>Financial assets at amortised cost / held to maturity (2018)</b>				
Long term deposits	7,800	–	5,800	–
<b>Total</b>	<b>7,800</b>	<b>–</b>	<b>5,800</b>	<b>–</b>

#### Accounting policy for investments

##### Accounting policy under AASB 9 – applicable from 1 July 2018

Financial instruments are recognised initially on the date that the Council becomes party to the contractual provisions of the instrument. On initial recognition, all financial instruments are measured at fair value plus transaction costs (except for instruments measured at fair value through profit or loss where transaction costs are expensed as incurred).

##### Financial Assets

All recognised financial assets are subsequently measured in their entirety at either amortised cost or fair value, depending on the classification of the financial assets.

##### Classification

On initial recognition, Council classifies its financial assets into the following categories – those measured at:

- amortised cost
- fair value through profit and loss
- fair value through other comprehensive income – equity instrument

Financial assets are not reclassified subsequent to their initial recognition.

##### Amortised cost

Assets measured at amortised cost are financial assets where:

- the business model is to hold assets to collect contractual cash flows, and
- the contractual terms give rise on specified dates to cash flows that are solely payments of principal and interest on the principal amount outstanding.

Council's financial assets measured at amortised cost comprise trade and other receivables and cash and cash equivalents in the Statement of Financial Position.

Subsequent to initial recognition, these assets are carried at amortised cost using the effective interest rate method less provision for impairment.

Interest income, impairment and gains or loss on de-recognition are recognised in profit or loss.

## Bogan Shire Council

### Notes to the Financial Statements

for the year ended 30 June 2019

#### Note 6(b). Investments (continued)

---

##### **Accounting policy under AASB 139 – applicable for 2018 comparatives only**

###### **Classification**

Council classifies its financial assets in the following categories: financial assets at fair value through profit or loss; loans and receivables; held-to-maturity investments; and available-for-sale financial assets. The classification depends on the purpose for which the investments were acquired. Management determines the classification of its investments at initial recognition and, in the case of assets classified as held-to-maturity, re-evaluates this designation at each reporting date.

###### **Held to maturity investments**

Held-to-maturity investments are non-derivative financial assets with fixed or determinable payments and fixed maturities that Council's management has the positive intention and ability to hold to maturity. Assets in this category are measured at amortised cost.

###### **Recognition and de-recognition**

Regular purchases and sales of financial assets are recognised on trade date: the date on which Council commits to purchase or sell the asset. Investments are initially recognised at fair value plus transaction costs for all financial assets not carried at fair value through profit or loss. Financial assets carried at fair value through profit or loss are initially recognised at fair value and transaction costs are expensed in the Income Statement. Investments are derecognised when the rights to receive cash flows from the financial assets have expired or have been transferred and Council has transferred substantially all the risks and rewards of ownership.

When securities classified as available-for-sale are sold, the accumulated fair value adjustments recognised in equity are included in the Income Statement as gains and losses from investment securities.

###### **Impairment of financial assets**

Council assesses at the end of each reporting period whether there is objective evidence that a financial asset or group of financial assets is impaired. A financial asset or a group of financial assets is impaired and impairment losses are incurred only if there is objective evidence of impairment as a result of one or more events that occurred after the initial recognition of the asset (a 'loss event') and that loss event (or events) has an impact on the estimated future cash flows of the financial asset or group of financial assets that can be reliably estimated.

## Bogan Shire Council

Notes to the Financial Statements  
for the year ended 30 June 2019

## Note 6(c). Restricted cash, cash equivalents and investments – details

\$ '000	2019		2018	
	Current	Non-current	Current	Non-current
Total cash, cash equivalents and investments	14,082	–	12,212	–
<b>attributable to:</b>				
External restrictions (refer below)	4,225	–	3,414	–
Internal restrictions (refer below)	4,494	–	4,799	–
Unrestricted	5,363	–	3,999	–
	<b>14,082</b>	<b>–</b>	<b>12,212</b>	<b>–</b>

\$ '000	2019		2018	
<b>Details of restrictions</b>				
<b>External restrictions – other</b>				
Specific purpose unexpended grants			775	768
Water supplies			1,141	–
Sewerage services			2,309	2,646
<b>External restrictions – other</b>			<b>4,225</b>	<b>3,414</b>
<b>Total external restrictions</b>			<b>4,225</b>	<b>3,414</b>
<b>Internal restrictions</b>				
Plant and vehicle replacement			693	267
Employees leave entitlement			416	393
Carry over works			191	504
FAG grant in advance			2,140	1,997
Museum			46	37
Other (capital building projects)			274	504
Roads and ancillary services			215	495
Village amenities			90	76
Waste facility			429	521
Other (specific contribution – medical centre)			–	5
<b>Total internal restrictions</b>			<b>4,494</b>	<b>4,799</b>
<b>TOTAL RESTRICTIONS</b>			<b>8,719</b>	<b>8,213</b>

## Bogan Shire Council

## Notes to the Financial Statements

for the year ended 30 June 2019

## Note 7. Receivables

\$ '000	2019		2018	
	Current	Non-current	Current	Non-current
<b>Purpose</b>				
Rates and annual charges	276	117	196	86
Interest and extra charges	–	76	–	47
User charges and fees	579	63	648	–
Private works	49	–	290	–
Contributions to works	52	–	–	–
Capital debtors (being sale of assets)				
– Other asset sales	–	–	30	–
Accrued revenues				
– Interest on investments	51	–	11	–
Deferred debtors	5	–	11	–
Government grants and subsidies	344	–	2,435	–
Loans to sporting clubs	1	–	3	–
Net GST receivable	36	–	200	–
<b>Total</b>	<b>1,393</b>	<b>256</b>	<b>3,824</b>	<b>133</b>
<b>Less: provision for impairment</b>				
Rates and annual charges	(7)	–	(17)	–
Interest and extra charges	–	(19)	–	(4)
<b>Total provision for impairment – receivables</b>	<b>(7)</b>	<b>(19)</b>	<b>(17)</b>	<b>(4)</b>
<b><u>TOTAL NET RECEIVABLES</u></b>	<b><u>1,386</u></b>	<b><u>237</u></b>	<b><u>3,807</u></b>	<b><u>129</u></b>
<b>Externally restricted receivables</b>				
<b>Water supply</b>				
– Specific purpose grants	93	–	–	–
– Rates and availability charges	64	22	47	15
– Other	305	61	1,965	84
<b>Sewerage services</b>				
– Rates and availability charges	29	9	24	8
– Other	34	17	45	4
<b>Domestic waste management</b>	65	21	43	15
<b>Other</b>				
– Other restricted receivables (Non-domestic Waste Management)	9	3	6	2
<b>Total external restrictions</b>	<b>599</b>	<b>133</b>	<b>2,130</b>	<b>128</b>
<b>Unrestricted receivables</b>	<b>787</b>	<b>104</b>	<b>1,677</b>	<b>1</b>
<b>TOTAL NET RECEIVABLES</b>	<b>1,386</b>	<b>237</b>	<b>3,807</b>	<b>129</b>
<b>Movement in provision for impairment of receivables</b>			<b>2019</b>	<b>2018</b>
Balance at the beginning of the year (calculated in accordance with AASB 139)			21	57
+ new provisions recognised during the year			14	19
– amounts already provided for and written off this year			(9)	(55)
<b>Balance at the end of the year</b>			<b>26</b>	<b>21</b>

## Bogan Shire Council

### Notes to the Financial Statements

for the year ended 30 June 2019

#### Note 7. Receivables (continued)

---

##### Accounting policy for receivables

###### Recognition and measurement

Receivables are included in current assets, except for those with maturities greater than 12 months after the reporting date which are classified as non-current assets.

Receivables are recognised initially at fair value and subsequently measured at amortised cost using the effective interest method, less provision for impairment. Receivables are generally due for settlement within 30 days.

Cash flows relating to short-term receivables are not discounted if the effect of discounting is immaterial.

###### Impairment

##### Accounting policy under AASB 9 applicable from 1 July 2018

Impairment of financial assets measured at amortised cost is recognised on an expected credit loss (ECL) basis.

When determining whether the credit risk of a financial asset has increased significantly since initial recognition, and when estimating expected credit loss (ECL), the Council considers reasonable and supportable information that is relevant and available without undue cost or effort. This includes both quantitative and qualitative information and analysis based on Council's historical experience and informed credit assessment, and including forward-looking information.

When considering the expected credit loss (ECL) for rates debtors, Council takes into account that unpaid rates represent a charge against the rateable property that will be recovered when the property is next sold.

For non-rates debtors, Council uses the presumption that an asset which is more than 30 days past due has seen a significant increase in credit risk.

The Council uses the presentation that a financial asset is in default when:

- the other party is unlikely to pay its credit obligations to the Council in full, without recourse by the Council to actions such as realising security (if any is held) or
- the financial assets (for non-rates debtors) are more than 90 days past due.

Credit losses are measured as the present value of the difference between the cash flows due to the entity in accordance with the contract, and the cash flows expected to be received. This is applied using a probability weighted approach.

On initial recognition of the asset, an estimate of the expected credit losses for the next 12 months is recognised. Where the asset has experienced significant increase in credit risk then the lifetime losses are estimated and recognised.

There has been no change in the estimation techniques or significant assumptions made during the current reporting period.

## Bogan Shire Council

### Notes to the Financial Statements

for the year ended 30 June 2019

#### Note 7. Receivables (continued)

---

##### **Accounting policy for receivables**

The Council writes off a trade receivable when there is information indicating that the debtor is in severe financial difficulty and there is no realistic prospect of recovery, e.g. when the debtor has been placed under liquidation or has entered into bankruptcy proceedings, or when the receivables are over 5 years past due, whichever occurs first.

None of the receivables that have been written off are subject to enforcement activity.

Where the Council renegotiates the terms of receivables due from certain customers, the new expected cash flows are discounted at the original effective interest rate and any resulting difference to the carrying value is recognised in profit or loss.

##### **Accounting policy under AASB 139 – applicable for 2018 comparatives only**

For loans and receivables the amount of the loss is measured as the difference between the asset's carrying amount and the present value of estimated future cash flows (excluding future credit losses that have not been incurred) discounted at the financial asset's original effective interest rate. The carrying amount of the asset is reduced and the amount of the loss is recognised in profit or loss.

Collectability of receivables is reviewed on an on-going basis. Debts that are known to be uncollectable are written off by reducing the carrying amount directly. An allowance account (provision for impairment of receivables) is used when there is objective evidence that Council will not be able to collect all amounts due according to the original terms of the receivables.

Significant financial difficulties of the debtor, probability that the debtor will enter bankruptcy or financial reorganisation, and default or delinquency in payments (more than 30 days overdue) are considered indicators that the receivable is impaired. When a receivable for which an impairment allowance had been recognised becomes uncollectable in a subsequent period it is written off against the allowance account. Subsequent recoveries of amounts previously written off are credited against other expenses in the Income statement.

Rates and annual charges outstanding are secured against the property.



## Bogan Shire Council

Notes to the Financial Statements  
for the year ended 30 June 2019

## Note 8. Inventories and other assets

\$ '000	2019		2018	
	Current	Non-current	Current	Non-current
<b>(a) Inventories</b>				
<b>(i) Inventories at cost</b>				
Stores and materials	494	–	398	–
<b>Total inventories at cost</b>	<b>494</b>	<b>–</b>	<b>398</b>	<b>–</b>
<b>TOTAL INVENTORIES</b>	<b>494</b>	<b>–</b>	<b>398</b>	<b>–</b>
<b>(b) Other assets</b>				
Prepayments	67	–	66	–
<b>TOTAL OTHER ASSETS</b>	<b>67</b>	<b>–</b>	<b>66</b>	<b>–</b>
<b>Total unrestricted assets</b>	<b>561</b>	<b>–</b>	<b>464</b>	<b>–</b>
<b>TOTAL INVENTORIES AND OTHER ASSETS</b>	<b>561</b>	<b>–</b>	<b>464</b>	<b>–</b>

**Accounting policy****Raw materials and stores**

Raw materials and stores are stated at the lower of cost and net realisable value. Costs are assigned to individual items of inventory on the basis of weighted average costs.

Costs of purchased inventory are determined after deducting rebates and discounts. Net realisable value is the estimated selling price in the ordinary course of business less the estimated costs of completion and the estimated costs necessary to make the sale.

## Bogan Shire Council

Notes to the Financial Statements  
for the year ended 30 June 2019

## Note 9(a). Infrastructure, property, plant and equipment

Asset class	as at 30/6/2018			Asset movements during the reporting period									as at 30/6/2019			
	Gross carrying amount	Accumulated depreciation	Net carrying amount	Additions renewals	Additions new assets	Carrying value of disposals	Depreciation expense	Impairment loss / revaluation decrements (recognised in P/L)	WIP transfers	Adjustments and transfers	Revaluation decrements to equity (ARR)	Revaluation increments to equity (ARR)	Gross carrying amount	Accumulated depreciation	Net carrying amount	
<b>\$ '000</b>																
Capital work in progress	7,370	–	7,370	–	767	–	–	–	(7,370)	–	–	–	767	–	767	
Plant and equipment	8,461	3,356	5,105	1,257	2	(531)	(679)	–	–	–	–	–	8,407	3,253	5,154	
Office equipment	690	448	242	70	34	(5)	(75)	–	–	1	–	–	738	471	267	
Furniture and fittings	238	124	114	3	3	–	(16)	–	–	–	–	–	227	123	104	
<b>Land:</b>																
– Operational land	336	–	336	–	–	–	–	–	–	(1)	–	–	335	–	335	
– Community land	1,518	–	1,518	–	–	–	–	–	–	(2)	–	243	1,759	–	1,759	
– Crown land	696	–	696	–	–	–	–	–	–	–	–	184	880	–	880	
<b>Infrastructure:</b>																
– Buildings – non-specialised	19,992	11,235	8,757	112	448	–	(275)	(157)	–	(2,551)	–	1,777	13,589	5,478	8,111	
– Buildings – specialised	8,074	5,065	3,009	25	–	–	(439)	(267)	–	4,625	–	610	20,024	12,461	7,563	
– Other structures	4,063	1,079	2,984	718	117	–	(72)	–	–	(2,073)	–	605	3,603	1,324	2,279	
– Roads	98,617	20,170	78,447	1,426	1,218	–	(1,636)	–	–	–	–	–	101,261	21,806	79,455	
– Bridges	14,100	2,036	12,064	–	–	–	(108)	–	–	(1)	–	–	14,100	2,145	11,955	
– Footpaths	3,661	1,933	1,728	–	118	–	(90)	–	–	–	–	–	3,779	2,023	1,756	
– Bulk earthworks (non-depreciable)	63,710	–	63,710	–	–	–	–	–	–	–	–	–	63,710	–	63,710	
– Stormwater drainage	8,249	116	8,133	16	–	–	(13)	–	–	–	–	–	8,265	129	8,136	
– Water supply network	36,071	12,848	23,223	183	1,497	(9)	(448)	–	7,370	–	–	372	45,666	13,478	32,188	
– Sewerage network	14,124	4,831	9,293	–	24	(8)	(165)	–	–	–	–	149	14,361	5,068	9,293	
<b>Other assets:</b>																
– Other	154	154	–	–	–	–	–	–	–	–	–	–	154	154	–	
<b>TOTAL INFRASTRUCTURE, PROPERTY, PLANT AND EQUIP.</b>	<b>290,124</b>	<b>63,395</b>	<b>226,729</b>	<b>3,810</b>	<b>4,228</b>	<b>(553)</b>	<b>(4,016)</b>	<b>(424)</b>	<b>–</b>	<b>(2)</b>	<b>–</b>	<b>3,940</b>	<b>301,625</b>	<b>67,913</b>	<b>233,712</b>	

Renewals are defined as the replacement of existing assets (as opposed to the acquisition of new assets).

## Bogan Shire Council

Notes to the Financial Statements  
for the year ended 30 June 2019

## Note 9(a). Infrastructure, property, plant and equipment

Asset class \$ '000	as at 30/6/2017			Asset movements during the period 1 July 2017 to 30 June 2018						as at 30/6/2018		
	Gross carrying amount	Accumulated depreciation	Net carrying amount	Additions renewals	Additions new assets	Carrying value of disposals	Depreciation expense	Revaluation decrements to equity (ARR)	Revaluation increments to equity (ARR)	Gross carrying amount	Accumulated depreciation	Net carrying amount
Capital work in progress	–	–	–	–	7,370	–	–	–	–	7,370	–	7,370
Plant and equipment	7,869	3,607	4,262	1,937	52	(608)	(538)	–	–	8,461	3,356	5,105
Office equipment	626	366	260	43	21	–	(82)	–	–	690	448	242
Furniture and fittings	274	156	118	–	10	–	(14)	–	–	238	124	114
<b>Land:</b>												
– Operational land	335	–	335	–	1	–	–	–	–	336	–	336
– Community land	1,518	–	1,518	–	–	–	–	–	–	1,518	–	1,518
– Crown land	696	–	696	–	–	–	–	–	–	696	–	696
<b>Infrastructure:</b>												
– Buildings – non-specialised	19,590	10,904	8,686	117	699	(266)	(479)	–	–	19,992	11,235	8,757
– Buildings – specialised	8,180	4,940	3,240	4	–	(33)	(202)	–	–	8,074	5,065	3,009
– Other structures	3,787	1,006	2,781	264	144	(114)	(91)	–	–	4,063	1,079	2,984
– Roads	90,718	22,542	68,176	1,336	1,248	–	(1,636)	–	9,323	98,617	20,170	78,447
– Bridges	11,784	2,144	9,640	–	–	–	(109)	–	2,533	14,100	2,036	12,064
– Footpaths	3,479	1,426	2,053	28	20	–	(91)	(282)	–	3,661	1,933	1,728
– Bulk earthworks (non-depreciable)	65,095	–	65,095	–	–	–	–	(1,385)	–	63,710	–	63,710
– Stormwater drainage	7,237	162	7,075	27	–	–	(13)	–	1,044	8,249	116	8,133
– Water supply network	35,215	9,613	25,602	217	25	(49)	(436)	(2,136)	–	36,071	12,848	23,223
– Sewerage network	13,831	4,527	9,304	–	10	(2)	(162)	–	143	14,124	4,831	9,293
<b>Other assets:</b>												
– Other	154	154	–	–	–	–	–	–	–	154	154	–
<b>TOTAL INFRASTRUCTURE, PROPERTY, PLANT AND EQUIP.</b>	<b>270,388</b>	<b>61,547</b>	<b>208,841</b>	<b>3,973</b>	<b>9,600</b>	<b>(1,072)</b>	<b>(3,853)</b>	<b>(3,803)</b>	<b>13,043</b>	<b>290,124</b>	<b>63,395</b>	<b>226,729</b>

Renewals are defined as the replacement of existing assets (as opposed to the acquisition of new assets).

## Bogan Shire Council

### Notes to the Financial Statements

for the year ended 30 June 2019

#### Note 9(a). Infrastructure, property, plant and equipment (continued)

##### Accounting policy for infrastructure, property, plant and equipment

Infrastructure, property, plant and equipment are held at fair value. Independent comprehensive valuations are performed at least every five years, however the carrying amount of assets is assessed by Council at each reporting date to confirm that it is not materially different from current fair value.

Water and sewerage network assets are indexed at each reporting period in accordance with the Rates Reference Manual issued by Department of Industry (Dol) – Water.

Increases in the carrying amounts arising on revaluation are credited to the asset revaluation reserve. To the extent that the increase reverses a decrease previously recognising profit or loss relating to that asset class, the increase is first recognised as profit or loss. Decreases that reverse previous increases of assets in the same class are first charged against revaluation reserves directly in equity to the extent of the remaining reserve attributable to the class; all other decreases are charged to the Income Statement.

Subsequent costs are included in the asset's carrying amount or recognised as a separate asset, as appropriate, only when it is probable that future economic benefits associated with the item will flow to Council and the cost of the item can be measured reliably. All other repairs and maintenance are charged to the Income Statement during the financial period in which they are incurred.

When infrastructure, property, plant and equipment are acquired by Council for nil or nominal consideration, the assets are initially recognised at their fair value at acquisition date.

Land is not depreciated. The property, plant and equipment acquired under finance leases is depreciated over the asset's useful life or over the shorter of the asset's useful life and the lease term if there is no reasonable certainty that the Council will obtain ownership at the end of the lease term. Depreciation on other assets is calculated using the straight line method to allocate their cost, net of their residual values, over their estimated useful lives as follows:

<b>Plant and equipment</b>	Years	<b>Other equipment</b>	Years
Office equipment	5 to 10	Playground equipment	20 to 40
Office furniture	10 to 20	Benches, seats etc.	20 to 40
Computer equipment	4		
Vehicles	5 to 8	<b>Buildings</b>	
Heavy plant/road making equipment	5 to 8	Buildings: masonry	20 to 70
Other plant and equipment	5 to 15	Buildings: other	20 to 70
<b>Water and sewer assets</b>		<b>Stormwater assets</b>	
Dams and reservoirs	80 to 100	Drains	80 to 100
Bores	20 to 40	Culverts	50 to 80
Reticulation pipes: PVC	70 to 80	Flood control structures	80 to 100
Reticulation pipes: other	25 to 75		
Pumps and telemetry	15 to 20		
<b>Transportation assets</b>		<b>Other infrastructure assets</b>	
Sealed roads: surface	20	Swimming pools	50
Sealed roads: structure	50		
Unsealed roads	20	Other open space/recreational assets	20
Bridge: concrete	130	Other infrastructure	20
Bridge: other	50		
Road pavements	60		
Kerb, gutter and footpaths	40		

The assets' residual values and useful lives are reviewed, and adjusted if appropriate, at each reporting date.

##### Land under roads

Land under roads is land under roadways and road reserves including land under footpaths, nature strips and median strips.

Council has elected not to recognise land under roads acquired before 1 July 2008 in accordance with AASB 1051 Land Under Roads.

## Bogan Shire Council

## Notes to the Financial Statements

for the year ended 30 June 2019

## Note 9(a). Infrastructure, property, plant and equipment (continued)

**Accounting policy for infrastructure, property, plant and equipment (continued)****Land under roads (continued)**

Land under roads acquired after 1 July 2008 is recognised in accordance with AASB 116 Property, Plant and Equipment.

**Crown reserves**

Crown Reserves under Council's care and control are recognised as assets of the Council. While ownership of the reserves remains with the Crown, Council retains operational control of the reserves and is responsible for their maintenance and use in accordance with the specific purposes to which the reserves are dedicated. Improvements on Crown Reserves are also recorded as assets, while maintenance costs incurred by Council and revenues relating to the reserves are recognised within Council's Income Statement.

**Rural Fire Service assets**

Under section 119 of the *Rural Fire Services Act 1997 (NSW)*, "all fire fighting equipment purchased or constructed wholly or from money to the credit of the Fund is to be vested in the council of the area for or on behalf of which the fire fighting equipment has been purchased or constructed".

Until such time as discussions on this matter have concluded and the legislation changed, Council will recognise rural fire service assets including land and buildings but will not recognise plant and vehicles.

## Note 9(b). Externally restricted infrastructure, property, plant and equipment

\$ '000	2019			2018		
	Gross carrying amount	Accumulated depn. and impairment	Net carrying amount	Gross carrying amount	Accumulated depn. and impairment	Net carrying amount
<b>Water supply</b>						
WIP	10	–	10	7,370	–	7,370
Infrastructure	45,666	13,478	32,188	36,071	12,848	23,223
<b>Total water supply</b>	<b>45,676</b>	<b>13,478</b>	<b>32,198</b>	<b>43,441</b>	<b>12,848</b>	<b>30,593</b>
<b>Sewerage services</b>						
Infrastructure	14,361	5,068	9,293	14,124	4,831	9,293
<b>Total sewerage services</b>	<b>14,361</b>	<b>5,068</b>	<b>9,293</b>	<b>14,124</b>	<b>4,831</b>	<b>9,293</b>
<b>Domestic waste management</b>						
Plant and equipment	484	79	405	624	167	457
<b>Total DWM</b>	<b>484</b>	<b>79</b>	<b>405</b>	<b>624</b>	<b>167</b>	<b>457</b>
<b>TOTAL RESTRICTED IPP&amp;E</b>	<b>60,521</b>	<b>18,625</b>	<b>41,896</b>	<b>58,189</b>	<b>17,846</b>	<b>40,343</b>

## Note 9(c). Infrastructure, property, plant and equipment – current year impairments

\$ '000	Notes	2019	2018
<b>Impairment losses recognised in the Income Statement:</b>			
– Palais Theatre being demolished in 2019/2020		(267)	–
– Old Preschool /Bush Mobile Building being demolished in 2019/2020		(157)	–
<b>Total impairment losses</b>		<b>(424)</b>	<b>–</b>
<b>IMPAIRMENT OF ASSETS – GAINS/(LOSSES) in P/L</b>	4(d)	<b>(424)</b>	<b>–</b>

## Bogan Shire Council

Notes to the Financial Statements  
for the year ended 30 June 2019

## Note 10. Payables and borrowings

\$ '000	2019		2018	
	Current	Non-current	Current	Non-current
<b>Payables</b>				
Goods and services – operating expenditure	246	–	982	–
Goods and services – capital expenditure	106	–	743	–
Accrued expenses:				
– Borrowings	28	–	30	–
– Salaries and wages	158	–	147	–
Security bonds, deposits and retentions	19	–	14	–
Historical society	5	–	5	–
Other	92	–	59	–
<b>Total payables</b>	<b>654</b>	<b>–</b>	<b>1,980</b>	<b>–</b>
<b>Borrowings</b>				
Loans – secured <sup>1</sup>	112	2,420	109	2,533
<b>Total borrowings</b>	<b>112</b>	<b>2,420</b>	<b>109</b>	<b>2,533</b>
<b>TOTAL PAYABLES AND BORROWINGS</b>	<b>766</b>	<b>2,420</b>	<b>2,089</b>	<b>2,533</b>

## (a) Payables and borrowings relating to restricted assets

	2019		2018	
	Current	Non-current	Current	Non-current
<b>Externally restricted assets</b>				
Water	26	–	835	–
Sewer	11	–	3	–
Payables and borrowings relating to externally restricted assets	37	–	838	–
<b>Total payables and borrowings relating to restricted assets</b>	<b>37</b>	<b>–</b>	<b>838</b>	<b>–</b>
<b>Total payables and borrowings relating to unrestricted assets</b>	<b>729</b>	<b>2,420</b>	<b>1,251</b>	<b>2,533</b>
<b>TOTAL PAYABLES AND BORROWINGS</b>	<b>766</b>	<b>2,420</b>	<b>2,089</b>	<b>2,533</b>

<sup>1</sup>. Loans are secured over the general rating income of Council

Disclosures on liability interest rate risk exposures, fair value disclosures and security can be found in Note 17.



## Bogan Shire Council

## Notes to the Financial Statements

for the year ended 30 June 2019

## Note 10. Payables and borrowings (continued)

\$ '000

**(b) Changes in liabilities arising from financing activities**

Class of borrowings	2018		Non-cash changes			2019
	Opening balance as at 1/7/18	Cash flows	Acquisition	Fair value changes	Other non-cash movements	Closing balance as at 30/6/19
Loans – secured	2,642	(110)	–	–	–	2,532
<b>TOTAL</b>	<b>2,642</b>	<b>(110)</b>	<b>–</b>	<b>–</b>	<b>–</b>	<b>2,532</b>

Class of borrowings	2017		Non-cash changes			2018
	Opening balance as at 1/7/17	Cash flows	Acquisition	Fair value changes	Other non-cash movements	Closing balance as at 30/6/18
Loans – secured	2,748	(106)	–	–	–	2,642
<b>TOTAL</b>	<b>2,748</b>	<b>(106)</b>	<b>–</b>	<b>–</b>	<b>–</b>	<b>2,642</b>

\$ '000

2019

2018

**(c) Financing arrangements****(i) Unrestricted access was available at balance date to the following lines of credit:**

Credit cards/purchase cards	20	20
<b>Total financing arrangements</b>	<b>20</b>	<b>20</b>
<b>Drawn facilities as at balance date:</b>		
– Credit cards/purchase cards	10	7
<b>Total drawn financing arrangements</b>	<b>10</b>	<b>7</b>
<b>Undrawn facilities as at balance date:</b>		
– Credit cards/purchase cards	10	13
<b>Total undrawn financing arrangements</b>	<b>10</b>	<b>13</b>

1. The bank overdraft facility may be drawn at any time and may be terminated by the bank without notice.

**Breaches and defaults**

During the current and prior year, there were no defaults or breaches on any of the loans

## Bogan Shire Council

### Notes to the Financial Statements

for the year ended 30 June 2019

#### Note 10. Payables and borrowings (continued)

---

##### **Accounting policy for payables and borrowings**

Council measures all financial liabilities initially at fair value less transaction costs, subsequently financial liabilities are measured at amortised cost using the effective interest rate method.

The financial liabilities of the Council comprise trade payables, bank and other loans.

##### **Payables**

These amounts represent liabilities for goods and services provided to the Council prior to the end of financial year that are unpaid. The amounts are unsecured and are usually paid within 30 days of recognition.

##### **Borrowings**

Borrowings are initially recognised at fair value, net of transaction costs incurred. Borrowings are subsequently measured at amortised cost. Any difference between the proceeds (net of transaction costs) and the redemption amount is recognised in the Income Statement over the period of the borrowings using the effective interest method. Fees paid on the establishment of loan facilities are recognised as transaction costs of the loan to the extent that it is probable that some or all of the facility will be drawn down. In this case, the fee is deferred until the draw down occurs. To the extent there is no evidence that it is probable that some or all of the facility will be drawn down, the fee is capitalised as a prepayment for liquidity services and amortised over the period of the facility to which it relates.

Borrowings are removed from the Statement of Financial Position when the obligation specified in the contract is discharged, cancelled or expired. The difference between the carrying amount of a financial liability that has been extinguished or transferred to another party and the consideration paid, including any non-cash assets transferred or liabilities assumed, is recognised in other income or finance cost.

Borrowings are classified as current liabilities unless Council has an unconditional right to defer settlement of the liability for at least 12 months after the reporting date.

## Bogan Shire Council

## Notes to the Financial Statements

for the year ended 30 June 2019

## Note 11. Provisions

\$ '000	2019		2018	
	Current	Non-current	Current	Non-current
<b>Provisions</b>				
<b>Employee benefits:</b>				
Annual leave	780	–	790	–
Long service leave	869	–	756	–
Other leave	15	–	25	–
<b><u>TOTAL PROVISIONS</u></b>	<b><u>1,664</u></b>	<b><u>–</u></b>	<b><u>1,571</u></b>	<b><u>–</u></b>

**(a) Provisions relating to restricted assets**

There are no restricted assets (external or internal) applicable to the above provisions

\$ '000	2019	2018
<b>(b) Current provisions not anticipated to be settled within the next twelve months</b>		
The following provisions, even though classified as current, are not expected to be settled in the next 12 months.		
Provisions – employees benefits	960	1,029
	<b><u>960</u></b>	<b><u>1,029</u></b>

**Accounting policy for provisions**

Provisions are recognised when Council has a present legal or constructive obligation as a result of past events, it is probable that an outflow of resources will be required to settle the obligation, and the amount has been reliably estimated.

Where there are a number of similar obligations, the likelihood that an outflow will be required in settlement is determined by considering the class of obligations as a whole. A provision is recognised even if the likelihood of an outflow with respect to any one item included in the same class of obligations may be small.

Provisions are measured at the present value of management's best estimate of the expenditure required to settle the present obligation at the reporting date. The discount rate used to determine the present value reflects current market assessments of the time value of money and the risks specific to the liability. The increase in the provision due to the passage of time is recognised as interest expense.

## Bogan Shire Council

### Notes to the Financial Statements

for the year ended 30 June 2019

#### Note 11. Provisions (continued)

---

##### Employee benefits

###### Short-term obligations

Liabilities for wages and salaries, including non-monetary benefits, annual leave and accumulating sick leave expected to be wholly settled within 12 months after the end of the period in which the employees render the related service are recognised in respect of employees' services up to the end of the reporting period and are measured at the amounts expected to be paid when the liabilities are settled. The liability for annual leave and accumulating sick leave is recognised in the provision for employee benefits. All other short-term employee benefit obligations are presented as payables.

###### Other long-term employee benefit obligations

The liability for long service leave and annual leave that is not expected to be wholly settled within 12 months after the end of the period in which the employees render the related service is recognised in the provision for employee benefits and measured as the present value of expected future payments to be made in respect of services provided by employees up to the end of the reporting period using the projected unit credit method.

Consideration is given to expected future wage and salary levels, experience of employee departures, and periods of service. Expected future payments are discounted using market yields at the end of the reporting period on national government bonds with terms to maturity and currency that match, as closely as possible, the estimated future cash outflows.

###### On-costs

The employee benefit provisions include the aggregate on-cost liabilities that will arise when payment of current employee benefits is made in future periods.

These amounts include superannuation, payroll tax and workers compensation expenses which will be payable upon the future payment of certain leave liabilities which employees are entitled to at the reporting period.

The obligations are presented as current liabilities in the Statement of Financial Position if the Council does not have an unconditional right to defer settlement for at least 12 months after the reporting date, regardless of when the actual settlement is expected to occur.

## Bogan Shire Council

### Notes to the Financial Statements

for the year ended 30 June 2019

#### Note 12. Accumulated surplus, revaluation reserves, changes in accounting policies, changes in accounting estimates and errors

---

##### (a) Nature and purpose of reserves

###### **Infrastructure, property, plant and equipment revaluation reserve**

The infrastructure, property, plant and equipment revaluation reserve is used to record increments and decrements in the revaluation of non-current assets.

##### (b) Correction of errors relating to a previous reporting period

Council made no correction of errors during the current reporting period.

##### (c) Voluntary changes in accounting policies

Council made no voluntary changes in accounting policies during the year

##### (d) Changes in accounting estimates

Council made no changes in accounting estimates during the year.

## Bogan Shire Council

## Notes to the Financial Statements

for the year ended 30 June 2019

## Note 13. Statement of cash flows – additional information

\$ '000	Notes	2019	2018
<b>(a) Reconciliation of cash assets</b>			
Total cash and cash equivalent assets	6a	6,282	6,412
Less bank overdraft	13	–	–
<b>Balance as per the Statement of Cash Flows</b>		<b>6,282</b>	<b>6,412</b>
<b>(b) Reconciliation of net operating result to cash provided from operating activities</b>			
<b>Net operating result from Income Statement</b>		<b>4,039</b>	<b>9,605</b>
<b>Adjust for non-cash items:</b>			
Depreciation and amortisation		4,016	3,853
Net losses/(gains) on disposal of assets		28	557
Non-cash capital grants and contributions		–	(387)
<b>Losses/(gains) recognised on fair value re-measurements through the P&amp;L:</b>			
– Revaluation decrements / impairments of IPP&E direct to P&L		424	–
<b>+/- Movement in operating assets and liabilities and other cash items:</b>			
Decrease/(increase) in receivables		2,272	(818)
Increase/(decrease) in provision for impairment of receivables		5	(36)
Decrease/(increase) in inventories		(96)	(135)
Decrease/(increase) in other current assets		(1)	(27)
Increase/(decrease) in payables		(736)	284
Increase/(decrease) in accrued interest payable		(2)	(3)
Increase/(decrease) in other accrued expenses payable		11	(7)
Increase/(decrease) in other liabilities		38	39
Increase/(decrease) in provision for employee benefits		93	186
<b>Net cash provided from/(used in) operating activities from the Statement of Cash Flows</b>		<b>10,092</b>	<b>13,111</b>
<b>(c) Non-cash investing and financing activities</b>			
Other non-cash items (RFS Buildings)		–	387
<b>Total non-cash investing and financing activities</b>		<b>–</b>	<b>387</b>



## Bogan Shire Council

## Notes to the Financial Statements

for the year ended 30 June 2019

## Note 14. Interests in other entities

\$ '000

	Council's share of net income		Council's share of net assets	
	2019	2018	2019	2018
Joint ventures	(1)	–	52	53
<b>Total</b>	<b>(1)</b>	<b>–</b>	<b>52</b>	<b>53</b>

## Joint ventures

The following information is provided for joint ventures that are individually material to the Council. Included are the total amounts as per the joint venture financial statements, adjusted for fair-value adjustments at acquisition date and differences in accounting policies, rather than the Council's share.

## (a) Net carrying amounts – Council's share

Name of entity	Nature of relationship	Measurement method	2019	2018
North Western Library Co-operative	Joint venture	Book Value	52	53
<b>Total carrying amounts – material joint ventures</b>			<b>52</b>	<b>53</b>

## (b) Details

Name of entity	Principal activity	Place of business
North Western Library Co-operative	Joint Purchase of Books & E-Resources	Warren

## (c) Relevant interests and fair values

Name of entity	Quoted fair value		Interest in outputs		Interest in ownership		Proportion of voting power	
	2019	2018	2019	2018	2019	2018	2019	2018
North Western Library Co-operative	N/A	N/A	25%	25%	25%	25%	25%	25%

## (d) Summarised financial information for joint ventures

	North Western Library Co-operative	
	2019	2018
<b>Statement of financial position</b>		
<b>Current assets</b>		
Cash and cash equivalents	2	24
<b>Non-current assets</b>	<b>206</b>	<b>190</b>
<b>Net assets</b>	<b>208</b>	<b>214</b>
<b>Reconciliation of the carrying amount</b>		
Opening net assets (1 July)	214	213
Profit/(loss) for the period	(6)	1
<b>Closing net assets</b>	<b>208</b>	<b>214</b>
<b>Council's share of net assets (%)</b>	<b>25.0%</b>	<b>25.0%</b>
<b>Council's share of net assets (\$)</b>	<b>52</b>	<b>53</b>

## Bogan Shire Council

### Notes to the Financial Statements for the year ended 30 June 2019

#### Note 14. Interests in other entities (continued)

\$ '000

#### Joint ventures (continued)

##### (d) Summarised financial information for joint ventures (continued)

	North Western Library Co-operative	
	2019	2018
<b>Statement of comprehensive income</b>		
Income	226	240
Interest income	2	2
Other expenses	(234)	(241)
<b>Profit/(loss) from continuing operations</b>	<b>(6)</b>	<b>1</b>
<b>Total comprehensive income</b>	<b>(6)</b>	<b>1</b>
<b>Share of income – Council (%)</b>	<b>25.0%</b>	<b>25.0%</b>
<b>Profit/(loss) – Council (\$)</b>	<b>(1)</b>	<b>0</b>
<b>Total comprehensive income – Council (\$)</b>	<b>(1)</b>	<b>0</b>

#### Accounting policy for joint arrangements

The Council has determined that it has only joint ventures

#### Joint ventures

Interests in joint ventures are accounted for using the equity method in accordance with AASB128 *Investments in Associates and Joint Ventures*. Under this method, the investment is initially recognised at cost and the carrying amount is increased or decreased to recognise the Council's share of the profit or loss and other comprehensive income of the joint venture after the date of acquisition.

If the Council's share of losses of a joint venture equals or exceeds its interest in the joint venture, the Council discontinues recognising its share of further losses.

The Council's share in the joint venture's gains or losses arising from transactions between itself and its joint venture are eliminated.

Adjustments are made to the joint venture's accounting policies where they are different from those of the Council for the purpose of the consolidated financial statements.

#### (e) Joint arrangements not recognised

Bogan Shire Council is a member of the Orana Joint Organisation along with Warren, Gilgandra, Narromine Mid-Western and Warrumbungle Shire Councils. This organisation was formed to establish regional priorities and develop strategies and plans for their delivery as well as providing regional leadership to advocate for these priorities on behalf of the Councils involved. The Orana Joint Organisation aims to identify and engage in opportunities across governments and to co-operate with other member Councils in doing so.

## Bogan Shire Council

### Notes to the Financial Statements

for the year ended 30 June 2019

#### Note 15. Commitments

\$ '000	2019	2018
<b>(a) Capital commitments (exclusive of GST)</b>		
Capital expenditure committed for at the reporting date but not recognised in the financial statements as liabilities:		
<b>Property, plant and equipment</b>		
Buildings	345	240
Other (Drought Community Grant Projects)	43	–
<b>Total commitments</b>	<b>388</b>	<b>240</b>
<b>These expenditures are payable as follows:</b>		
Within the next year	388	240
<b>Total payable</b>	<b>388</b>	<b>240</b>
<b>Sources for funding of capital commitments:</b>		
Internally restricted reserves	388	240
<b>Total sources of funding</b>	<b>388</b>	<b>240</b>

#### Details of capital commitments

Stronger Country Community Fund Grants for Affordable Seniors Living and Nyngan Racecourse Jockeys Rooms \$345K and Drought Communities Grants for Wye Pavillion, Nyngan Pool Splashplay and Historical Sites \$43K

#### (b) Operating lease commitments (non-cancellable)

##### a. Commitments under non-cancellable operating leases at the reporting date, but not recognised as liabilities are payable:

Later than one year and not later than 5 years	12	–
<b>Total non-cancellable operating lease commitments</b>	<b>12</b>	<b>–</b>

##### b. Non-cancellable operating leases include the following assets:

Photocopier and Folding machine

##### Conditions relating to operating leases:

- All operating lease agreements are secured only against the leased asset.
- No lease agreements impose any financial restrictions on Council regarding future debt etc.

## Bogan Shire Council

### Notes to the Financial Statements

for the year ended 30 June 2019

#### Note 16. Contingencies and other liabilities/assets not recognised

The following assets and liabilities do not qualify for recognition in the Statement of Financial Position, but their knowledge and disclosure is considered relevant to the users of Council's financial report.

##### LIABILITIES NOT RECOGNISED:

##### 1. Guarantees

##### (i) Defined benefit plans

Council is party to an Industry Defined Benefit Plan under the Local Government Superannuation Scheme, named The Local Government Superannuation Scheme – Pool B (the Scheme) which is a defined benefit plan that has been deemed to be a 'multi-employer fund' for purposes of AASB119 *Employee Benefits* for the following reasons:

- Assets are not segregated within the sub-group according to the employees of each sponsoring employer.
- The contribution rates have been the same for all sponsoring employers. That is, contribution rates have not varied for each sponsoring employer according to the experience relating to the employees of that sponsoring employer.
- Benefits for employees of all sponsoring employers are determined according to the same formulae and without regard to the sponsoring employer.
- The same actuarial assumptions are currently used in respect of the employees of each sponsoring employer.

Given the factors above, each sponsoring employer is exposed to the actuarial risks associated with current and former employees of other sponsoring employers, and hence shares in the associated gains and losses (to the extent that they are not borne by members).

##### *Description of the funding arrangements*

Pooled employers are required to pay standard employer contributions and additional lump sum contributions to the fund.

The standard employer contributions were determined using the new entrant rate method under which a contribution rate sufficient to fund the total benefits over the working lifetime of a typical new entrant is calculated. The current standard employer contribution rates are:

Division B	1.9 times employee contributions
Division C	2.5% salaries
Division D	1.64 times employee contributions

The additional lump sum contribution for each pooled employer is a share of the total additional contributions of \$40.0 million per annum from 1 July 2018 to 30 June 2021, apportioned according to each employer's share of the accrued liabilities as at 30 June 2018. These past service contributions are used to maintain the adequacy of the funding position for the accrued liabilities as at 30 June 2018.

The adequacy of contributions is assessed at each triennial actuarial investigation and monitored annually between triennials.

*Description of the extent to which Council can be liable to the plan for other Council's obligations under the terms and conditions of the multi-employer plan.*

As stated above, each sponsoring employer (Council) is exposed to the actuarial risks associated with current and former employees of other sponsoring employers and hence shares in the associated gains and losses.

## Bogan Shire Council

### Notes to the Financial Statements

for the year ended 30 June 2019

#### Note 16. Contingencies and other liabilities/assets not recognised (continued)

##### LIABILITIES NOT RECOGNISED (continued):

##### 1. Guarantees (continued)

##### (i) Defined benefit plans (continued)

However, there is no relief under the Fund's trust deed for employers to walk away from their defined benefit obligations. Under limited circumstances, an employer may withdraw from the plan when there are no active members, on full payment of outstanding past service contributions. There is no provision for allocation of any surplus which may be present at the date of withdrawal of the Council.

There are no specific provisions under the Fund's trust deed dealing with deficits or surplus on wind-up.

There is no provision for allocation of any surplus which may be present at the date of withdrawal of an employer.

The amount of employer contributions to the defined benefit section of the Scheme and recognised as an expense for the year ending 30 June 2019 was \$88,509.48. The last valuation of the Scheme was performed by Mr Richard Boyfield, FIAA on 31 December 2018, relating to the period ended 30 June 2018.

Council's expected contribution to the plan for the next annual reporting period is \$95,179.48.

The estimated employer reserves financial position for the pooled employees at 30 June 2019 is:

Employer reserves only *	\$ millions	Asset Coverage
Assets	1798.7	
Past Service Liabilities	1784.2	100.8%
Vested Benefits	1792.0	100.4%

\* excluding member accounts and reserves in both assets and liabilities.

The share of this deficit that is broadly attributed to Council is estimated to be in the order of \$110,000 as at 30 June 2019.

Council's share of that deficiency cannot be accurately calculated as the Scheme is a mutual arrangement where assets and liabilities are pooled together for all member councils. For this reason, no liability for the deficiency has been recognised in Council's accounts. Council has a possible obligation that may arise should the Scheme require immediate payment to correct the deficiency.

The key economic long-term assumptions used to calculate the present value of accrued benefits are:

Investment return	5.75% per annum
Salary inflation *	3.5% per annum
Increase in CPI	2.5% per annum

\* Plus promotional increases

The contribution requirements may vary from the current rates if the overall sub-group experience is not in line with the actuarial assumptions in determining the funding program; however, any adjustment to the funding program would be the same for all sponsoring employers in the pooled employers.

##### (ii) Statewide Limited

Council is a member of Statewide Mutual, a mutual pool scheme providing liability insurance to local government.

Membership includes the potential to share in either the net assets or liabilities of the fund depending on its past performance. Council's share of the net assets or liabilities reflects Council's contributions to the pool and the result of insurance claims within each of the fund years.

The future realisation and finalisation of claims incurred but not reported to 30/6 this year may result in future liabilities or benefits as a result of past events that Council will be required to fund or share in respectively.

## Bogan Shire Council

### Notes to the Financial Statements for the year ended 30 June 2019

#### Note 16. Contingencies and other liabilities/assets not recognised (continued)

---

##### **LIABILITIES NOT RECOGNISED (continued):**

##### **1. Guarantees (continued)**

##### **(iii) StateCover Limited**

Council is a member of StateCover Mutual Limited and holds a partly paid share in the entity.

StateCover is a company providing workers compensation insurance cover to the NSW local government industry and specifically Council.

Council has a contingent liability to contribute further equity in the event of the erosion of the company's capital base as a result of the company's past performance and/or claims experience or as a result of any increased prudential requirements from APRA.

These future equity contributions would be required to maintain the company's minimum level of net assets in accordance with its licence requirements.

##### **(iv) Other guarantees**

Council has provided no other guarantees other than those listed above.

##### **2. Other liabilities**

##### **(i) Third party claims**

The Council is involved from time to time in various claims incidental to the ordinary course of business including claims for damages relating to its services.

Council believes that it is appropriately covered for all claims through its insurance coverage and does not expect any material liabilities to eventuate.

##### **ASSETS NOT RECOGNISED:**

##### **(i) Land under roads**

As permitted under AASB 1051, Council has elected not to bring to account land under roads that it owned or controlled up to and including 30/6/08.

##### **(ii) Infringement notices/fines**

Fines and penalty income, the result of Council issuing infringement notices is followed up and collected by the Infringement Processing Bureau.

Council's revenue recognition policy for such income is to account for it as revenue on receipt.

Accordingly, at year end, there is a potential asset due to Council representing issued but unpaid infringement notices.

Due to the limited information available on the status, value and duration of outstanding notices, Council is unable to determine the value of outstanding income.

## Bogan Shire Council

### Notes to the Financial Statements for the year ended 30 June 2019

#### Note 17. Financial risk management

---

\$ '000

---

##### Risk management

Council's activities expose it to a variety of financial risks including **(1)** price risk, **(2)** credit risk, **(3)** liquidity risk and **(4)** interest rate risk.

The Council's overall risk management program focuses on the unpredictability of financial markets and seeks to minimise potential adverse effects on the financial performance of the Council.

Council does not engage in transactions expressed in foreign currencies and is therefore not subject to foreign currency risk.

Financial risk management is carried out by Council's finance section under policies approved by the Council.

The fair value of Council's financial assets and financial liabilities approximates their carrying amount.



## Bogan Shire Council

### Notes to the Financial Statements

for the year ended 30 June 2019

#### Note 17. Financial risk management (continued)

\$ '000

Council's objective is to maximise its return on cash and investments whilst maintaining an adequate level of liquidity and preserving capital.

Council has an investment policy which complies with the *Local Government Act 1993* and Ministerial Investment Order 625. This policy is regularly reviewed by Council and its staff and a monthly Investment report is provided to Council setting out the make-up and performance of the portfolio as required by Local Government regulations.

The risks associated with the instruments held are:

- **Price risk** – the risk that the capital value of investments may fluctuate due to changes in market prices, whether there changes are caused by factors specific to individual financial instruments or their issuers or are caused by factors affecting similar instruments traded in a market.
- **Interest rate risk** – the risk that movements in interest rates could affect returns and income.
- **Liquidity risk** – the risk that Council will not be able to pay its debts as and when they fall due
- **Credit risk** – the risk that the investment counterparty will not complete their obligations particular to a financial instrument, resulting in a financial loss to Council – be it of a capital or income nature.

Council manages these risks (amongst other measures) by diversifying its portfolio and only purchasing investments with high credit ratings or capital guarantees.

#### (a) Market risk – price risk and interest rate risk

The impact on result for the year and equity of a reasonably possible movement in the price of investments held and interest rates is shown below. The reasonably possible movements were determined based on historical movements and economic conditions in place at the reporting date.

	Increase of values/rates		Decrease of values/rates	
	Profit	Equity	Profit	Equity
<b>2019</b>				
Possible impact of a 1% movement in interest rates	140	140	(140)	(140)
<b>2018</b>				
Possible impact of a 1% movement in interest rates	122	122	(122)	(122)

## Bogan Shire Council

### Notes to the Financial Statements

for the year ended 30 June 2019

#### Note 17. Financial risk management (continued)

\$ '000

##### (b) Credit risk

Council's major receivables comprise (i) rates and annual charges and (ii) user charges and fees.

Council manages the credit risk associated with these receivables by monitoring outstanding debt and employing stringent debt recovery procedures.

The credit risk for liquid funds and other short-term financial assets is considered negligible, since the counterparties are reputable banks with high quality external credit ratings.

There are no significant concentrations of credit risk, other than Council has significant credit risk exposures in its local area given the nature of the business.

The level of outstanding receivables is reported to Council monthly and benchmarks are set and monitored for acceptable collection performance. The balances of receivables that remain within initial trade terms (as detailed in the table) are considered to be of high credit quality.

The maximum exposure to credit risk at the reporting date is the carrying amount of each class of receivable in the financial statements.

Council makes suitable provision for doubtful receivables as required and carries out credit checks on most non-rate debtors.

There are no material receivables that have been subjected to a re-negotiation of repayment terms.

##### Credit risk profile

##### Receivables – rates and annual charges

Credit risk on rates and annual charges is minimised by the ability of Council to secure a charge over the land relating to the debts – that is, the land can be sold to recover the debt. Council is also able to charge interest on overdue rates and annual charges at higher than market rates which further encourages the payment of debt.

\$ '000	Not yet overdue	< 1 year overdue	1 – 2 years overdue	2 – 5 years overdue	> 5 years overdue	Total
<b>2019</b>						
Gross carrying amount	–	246	74	48	25	<b>393</b>
<b>2018</b>						
Gross carrying amount	–	157	60	48	17	<b>282</b>

## Bogan Shire Council

### Notes to the Financial Statements

for the year ended 30 June 2019

#### Note 17. Financial risk management (continued)

\$ '000

##### (b) Credit risk (continued)

##### Receivables – non-rates and annual charges

Council applies the simplified approach for non-rates and annual charges debtors to provide for expected credit losses prescribed by AASB 9, which permits the use of the lifetime expected loss provision. To measure the expected credit losses, non-rates and annual charges debtors have been grouped based on shared credit risk characteristics and the days past due.

The loss allowance provision as at 30 June 2019 is determined as follows. The expected credit losses incorporate forward-looking information.

\$ '000	Not yet overdue	0 – 30 days overdue	31 – 60 days overdue	61 – 90 days overdue	> 91 days overdue	Total
<b>2019</b>						
Gross carrying amount	1,042	75	25	10	104	<b>1,256</b>
<b>2018</b>						
Gross carrying amount	2,282	1,283	4	2	104	<b>3,675</b>

## Bogan Shire Council

### Notes to the Financial Statements for the year ended 30 June 2019

#### Note 17. Financial risk management (continued)

\$ '000

##### (c) Liquidity risk

Payables and borrowings are both subject to liquidity risk – the risk that insufficient funds may be on hand to meet payment obligations as and when they fall due.

Council manages this risk by monitoring its cash flow requirements and liquidity levels and maintaining an adequate cash buffer.

Payment terms can (in extenuating circumstances) also be extended and overdraft facilities utilised as required.

Borrowings are also subject to interest rate risk – the risk that movements in interest rates could adversely affect funding costs and debt servicing requirements. Council manages this risk through diversification of borrowing types, maturities and interest rate structures. The finance team regularly reviews interest rate movements to determine if it would be advantageous to refinance or renegotiate part or all of the loan portfolio.

The timing of cash flows presented in the table below to settle financial liabilities reflects the earliest contractual settlement dates. The timing of expected outflows is not expected to be materially different from contracted cashflows.

The amounts disclosed in the table are the undiscounted contracted cash flows and therefore the balances in the table may not equal the balances in the statement of financial position due to the effect of discounting.

\$ '000	Weighted average interest rate	Subject to no maturity	payable in:			Total cash outflows	Actual carrying values
			≤ 1 Year	1 – 5 Years	> 5 Years		
<b>2019</b>							
Trade/other payables	0.00%	19	543	-	-	562	654
Loans and advances	2.94%	-	186	744	2,327	3,257	2,532
<b>Total financial liabilities</b>		<b>19</b>	<b>729</b>	<b>744</b>	<b>2,327</b>	<b>3,819</b>	<b>3,186</b>
<b>2018</b>							
Trade/other payables	0.00%	14	1,907	-	-	1,921	1,980
Loans and advances	2.94%	-	186	744	2,514	3,444	2,642
<b>Total financial liabilities</b>		<b>14</b>	<b>2,093</b>	<b>744</b>	<b>2,514</b>	<b>5,365</b>	<b>4,622</b>

## Bogan Shire Council

### Notes to the Financial Statements for the year ended 30 June 2019

#### Note 18. Material budget variations

\$ '000

Council's original financial budget for 18/19 was adopted by the Council on 21 June 2018 and is not required to be audited.

While the Income Statement included in this General Purpose Financial Statements must disclose the original budget adopted by Council, the *Local Government Act 1993* requires Council to review its financial budget on a quarterly basis, so that it is able to manage the various variations between actuals versus budget that invariably occur throughout the year.

This note sets out the details of **material variations** between Council's original budget and its actual results for the year as per the Income Statement – even though such variations may have been adjusted for during each quarterly budget review.

Material variations represent those variances between the original budget figure and the actual result that amount to **10%** or more.

**Variation Key:** **F** = Favourable budget variation, **U** = Unfavourable budget variation

\$ '000	2019 Budget	2019 Actual	2019 Variance*		
<b>REVENUES</b>					
<b>Rates and annual charges</b>	4,879	4,986	107	2%	<b>F</b>
<b>User charges and fees</b>	3,632	6,504	2,872	79%	<b>F</b>
Council received additional funding for RMS contract and ordered works than what was originally budgeted					
<b>Interest and investment revenue</b>	314	329	15	5%	<b>F</b>
<b>Other revenues</b>	282	387	105	37%	<b>F</b>
Council received additional income from the sale of Scrap Metal, additional private works income and insurance rebates from Councils Mutual					
<b>Operating grants and contributions</b>	7,143	7,655	512	7%	<b>F</b>
Council received additional operating grant funds to what was originally budgeted. Council received additional funds for Asset Management and Crown Land Management. Council also received the balance of Albert Priest Feasibility Study and that was budgeted in prior years as well as Water Cartage Grants and Water Purchasing grants due to the drought that were not originally budgeted.					
<b>Capital grants and contributions</b>	175	4,084	3,909	2234%	<b>F</b>
Council received several grants that were not in the original budget for 2018/19 but were budgeted in budget reviews Round 2 of Stronger Country Community Fund Grants totalling \$1,581 million, Regional Road Repair Grant of \$150,000, Crown Reserves Grant of \$45,000 and two separate Drought community grants, the first to restabilise Cockies Rd for \$296,000 and the second for several projects in the community totalling \$1 million. In addition to this Council received the balance of funding from Restart NSW for the Water Storage Dam that was budgeted in 2018.					

## Bogan Shire Council

## Notes to the Financial Statements

for the year ended 30 June 2019

## Note 18. Material budget variations (continued)

\$ '000	2019 Budget	2019 Actual	2019 ----- Variance* -----		
<b>EXPENSES</b>					
Employee benefits and on-costs	6,836	7,251	(415)	(6%)	U
Borrowing costs	77	80	(3)	(4%)	U
Materials and contracts	10,686	6,501	4,185	39%	F
Additional materials required due to additional RMS contract and the additional grant funding received.					
Depreciation and amortisation	3,777	4,016	(239)	(6%)	U
Other expenses	1,618	1,605	13	1%	F
Net losses from disposal of assets	-	28	(28)	0%	U
Loss on Disposal of Plant not in the original budget					
Revaluation decrement / impairment of IPP&E	-	424	(424)	0%	U
Impairment of two buildings identified for demolition that was not in the original budget					

## STATEMENT OF CASH FLOWS

Cash flows from operating activities	3,491	10,092	6,601	189.1%	F
Additional operating cash flows due to extra RMS contract and ordered works as well as considerable additional grant funding					
Cash flows from investing activities	(3,918)	(10,112)	(6,194)	158.1%	U
Additional investing cash flows are due to additional funding received allowing a further investment in infrastructure for Council as well as the increase in investment securities not originally budgeted.					
Cash flows from financing activities	231	(110)	(341)	(147.6%)	U
Loan taken out was an internal loan and therefore not reflected in the cash flow					

## Bogan Shire Council

### Notes to the Financial Statements

for the year ended 30 June 2019

#### Note 19. Fair value measurement

\$ '000

The Council measures the following asset and liability classes at fair value on a recurring basis:

– Infrastructure, property, plant and equipment

The fair value of assets and liabilities must be estimated in accordance with various accounting standards for either recognition and measurement requirements or for disclosure purposes.

AASB 13 Fair Value Measurement requires all assets and liabilities measured at fair value to be assigned to a 'level' in the fair value hierarchy as follows:

**Level 1:** Unadjusted quoted prices in active markets for identical assets or liabilities that the entity can access at the measurement date.

**Level 2:** Inputs other than quoted prices included within level 1 that are observable for the asset or liability, either directly or indirectly.

**Level 3:** Inputs for the asset or liability that are not based on observable market data (unobservable inputs).

(1) The following table presents all assets and liabilities that have been measured and recognised at fair values:

2019	Date of latest valuation	Fair value measurement hierarchy			Total
		Level 1 Quoted prices in active mkts	Level 2 Significant observable inputs	Level 3 Significant unobservable inputs	
<b>Recurring fair value measurements</b>					
<b>Infrastructure, property, plant and equipment</b>					
Plant and equipment	30/06/19	–	–	5,154	5,154
Office equipment	30/06/19	–	–	267	267
Furniture and fittings	30/06/19	–	–	104	104
Operational land	30/06/19	–	–	335	335
Community and Crown land	30/06/19	–	–	2,639	2,639
Buildings – non-specialised	30/06/19	–	1,256	6,855	8,111
Buildings – specialised	30/06/19	–	–	7,563	7,563
Other structures	30/06/19	–	–	2,279	2,279
Roads	30/06/18	–	–	79,455	79,455
Bulk earthworks	30/06/18	–	–	63,710	63,710
Storm water drainage	30/06/18	–	–	8,136	8,136
Water supply network	30/06/17	–	–	32,188	32,188
Sewerage network	30/06/17	–	–	9,293	9,293
Bridges	30/06/18	–	–	11,955	11,955
Footpaths	30/06/18	–	–	1,756	1,756
<b>Total infrastructure, property, plant and equipment</b>		<b>–</b>	<b>1,256</b>	<b>231,689</b>	<b>232,945</b>



## Bogan Shire Council

## Notes to the Financial Statements

for the year ended 30 June 2019

## Note 19. Fair value measurement (continued)

\$ '000

(1) The following table presents all assets and liabilities that have been measured and recognised at fair values: (continued)

2018	Date of latest valuation	Fair value measurement hierarchy			Total
		Level 1 Quoted prices in active mkts	Level 2 Significant observable inputs	Level 3 Significant unobservable inputs	
<b>Recurring fair value measurements</b>					
<b>Infrastructure, property, plant and equipment</b>					
Plant and equipment	30/06/18	–	–	5,105	5,105
Office equipment	30/06/18	–	–	242	242
Furniture and fittings	30/06/18	–	–	114	114
Operational land	30/06/17	–	–	336	336
Community and Crown land	30/06/17	–	–	2,214	2,214
Buildings – non-specialised	1/07/13	–	–	8,757	8,757
Buildings – specialised	1/07/13	–	–	3,009	3,009
Other structures	1/07/13	–	–	2,984	2,984
Roads	30/06/18	–	–	78,447	78,447
Bulk earthworks	30/06/18	–	–	63,710	63,710
Storm water drainage	30/06/18	–	–	8,133	8,133
Water supply network	30/06/17	–	–	23,223	23,223
Sewerage network	30/06/17	–	–	9,293	9,293
Bridges	30/06/18	–	–	12,064	12,064
Footpaths	30/06/18	–	–	1,728	1,728
<b>Total infrastructure, property, plant and equipment</b>		<b>–</b>	<b>–</b>	<b>219,359</b>	<b>219,359</b>

## (2) Transfers between level 1 and level 2 fair value hierarchies

During the year, there were no transfers between level 1 and level 2 fair value hierarchies for recurring fair value measurements.

## Bogan Shire Council

### Notes to the Financial Statements for the year ended 30 June 2019

#### Note 19. Fair value measurement (continued)

---

##### (3) Valuation techniques used to derive level 2 and level 3 fair values

Where Council is unable to derive fair valuations using quoted market prices of identical assets (i.e. level 1 inputs), Council instead utilises a spread of both observable inputs (level 2 inputs) and unobservable inputs (level 3 inputs).

The fair valuation techniques Council has employed while utilising level 2 and level 3 inputs are as follows:

##### Infrastructure, property, plant and equipment

##### Plant & Equipment, Office Equipment and Furniture & Fittings

Plant & Equipment, Office Equipment and Furniture & Fittings are valued at cost but are disclosed at fair value in the notes. The carrying amount of these assets is assumed to be approximate fair value due to the nature of the items. Examples of assets within these classes are as follows:

- Plant & Equipment – Graders, Trucks, Rollers, Tractors and Motor Vehicles.
- Office Equipment – Computers, photocopiers, calculators etc.
- Furniture & Fittings – Chairs, Desks etc

There has been no change to the valuation process during the reporting period.

##### Operational & Community Land

Operational & Community Land are based on either the Land Value provided by the Valuer-General or an average unit rate based on the Land Value for similar properties where the Valuer-General did not provide a Land Value, having regard to the highest and best use for the land. Operational Land is based on the Valuer General's land value as these are representative of the actual market values in the Bogan Shire LGA. As these rates were not considered to be observable market evidence they have been classified as Level 3.

There has been no change to the valuation process during the reporting period.

##### Buildings – Non-Specialised & Specialised

Non-Specialised & Specialised Buildings have been revalued in 2019 by external valuers, Aspect Property Consultants using the principles of Fair Value as defined in Accounting Standard AASB13 in 2013. They applied the following valuation techniques;

Where a price for an identical asset is not observable, an entity measures fair value using another valuation technique that maximises the use of relevant observable inputs and minimises the use of unobservable inputs.

A cost approach was used to value buildings. As these assets were not considered to have observable market evidence they have been classified as Level 3.

##### Cost Approach

A valuation technique that reflects the amount that would be required currently to replace the service capacity of an asset (often referred to as current replacement cost).

All Residential properties have been valued using the "Market Approach". As these assets were considered to have observable market evidence they have been classified as Level 2 inputs.

## Bogan Shire Council

### Notes to the Financial Statements

for the year ended 30 June 2019

#### Note 19. Fair value measurement (continued)

##### Market Approach

A valuation technique that uses prices and other relevant information generated by market transactions involving identical or comparable (ie similar) assets, liabilities or a group of assets and liabilities, such as a business.

##### Other Structures

Other Structures comprise the Nyngan Swimming Pool, Aerodrome buildings, playground equipment, lighting, irrigation systems and fencing etc. These assets have been revalued by external valuers, Aspect Property Consultants in 2019 using the principles of Fair Value as defined in Accounting Standard AASB13. They applied the following valuation techniques;

A cost approach was used to value other structures.

As these assets were not considered to have observable market evidence they have been classified as Level 3 inputs.

##### Cost Approach

A valuation technique that reflects the amount that would be required currently to replace the service capacity of an asset (often referred to as current replacement cost).

##### Roads

Roads comprise road carriageway, roadside shoulders and kerb & gutter. The Cost Approach using Level 3 inputs was used to value this asset class. A revaluation for this asset class was undertaken by APV Valuers & Asset Management as at 30/6/18 based on actual costs and assumptions from Councils Asset Manager and Engineering department. No market based evidence (Level 2) inputs are available therefore Level 3 valuation inputs were used for this assets class.

There has been no change to the valuation process during the reporting period.

##### Storm Water Drainage

Storm Water Drainage comprises pipes, culverts and associated assets used for surface water to drain from roads.

The Cost Approach using level 3 inputs was used to value these assets. A revaluation for this asset class was undertaken by APV Valuers & Asset Management as at 30/6/18 based on actual costs and assumptions from Council's Asset Manager and Engineering Department. No market based evidence (Level 2) inputs are available therefore Level 3 valuation inputs were used for this assets class.

There has been no change to the valuation process during the reporting period.

##### Water Supply Network

Assets within this class comprise treatment works, reservoirs, pumping stations and water pipelines.

The 'Cost Approach' estimated the replacement cost for each asset by componentising the assets into significant parts with different useful lives and taking into account a range of factors. While the unit rates based on linear metres of certain diameter pipes and prices per pit or similar may be supported from market evidence (Level 2) other inputs (such as estimates of pattern of consumption, residual value, asset condition and useful life) required extensive professional judgement and impacted significantly on the final determination of fair

## Bogan Shire Council

### Notes to the Financial Statements

for the year ended 30 June 2019

#### Note 19. Fair value measurement (continued)

---

value. Additionally, due to limitations in the historical records of very long lived assets, there is uncertainty regarding the actual design, specifications and dimensions of some assets. These assets are indexed each year in line with the NSW Reference Rates Manual as published by the Office of Water.

In 2016/2017 Council has undertaken a revaluation of its Water Assets by external Valuers Australis Asset Advisory Group using the principles of Fair Value as defined in Accounting Standard AASB13. As these values were not considered to contain observable market evidence they have been classified as Level 3.

These assets have been indexed on their 2017/18 values as required by the rate advised by the NSW Reference Rates Manual. In addition to this useful lives have been reviewed no adjustments were considered necessary.

#### **Sewerage Network**

Assets within this class comprise treatment works, pumping stations and sewerage mains.

The 'Cost Approach' estimated the replacement cost for each asset by componentising the assets into significant parts with different useful lives and taking into account a range of factors. These assets are indexed each year in line with the NSW Reference Rates Manual as published by the Office of Water. While the unit rates based on linear metres of certain diameter pipes and prices per pit or similar could be supported from market evidence (Level 2) other inputs (such as estimates of pattern of consumption, residual value, asset condition and useful life) required extensive professional judgement and impacted significantly on the final determination of fair value. Additionally, due to limitations in the historical records of very long lived assets, there is uncertainty regarding the actual design, specifications and dimensions of some assets.

In 2016/2017 Council has undertaken a revaluation of its Sewer Assets by external Valuers Australis Asset Advisory Group using the principles of Fair Value as defined in Accounting Standard AASB13. As these values were not considered to contain observable market evidence they have been classified as Level 3.

These assets have been indexed on their 2017/18 values as required by the rate advised by the NSW Reference Rates Manual.

## Bogan Shire Council

## Notes to the Financial Statements

for the year ended 30 June 2019

## Note 19. Fair value measurement (continued)

\$ '000

## (4). Fair value measurements using significant unobservable inputs (level 3)

a. The following tables present the changes in level 3 fair value asset classes.

	Plant and equipment	Office equipment	Furniture and fittings	Operational land	Total
<b>Opening balance – 1/7/17</b>	4,262	260	118	335	4,975
Purchases (GBV)	1,989	64	10	1	2,064
Disposals (WDV)	(608)	–	–	–	(608)
Depreciation and impairment	(538)	(82)	(14)	–	(634)
<b>Closing balance – 30/6/18</b>	<b>5,105</b>	<b>242</b>	<b>114</b>	<b>336</b>	<b>5,797</b>
Purchases (GBV)	1,259	104	6	–	1,369
Disposals (WDV)	(531)	(5)	–	–	(536)
Depreciation and impairment	(679)	(75)	(16)	–	(770)
Other movement (adjustments for rounding)	–	1	–	(1)	–
<b>Closing balance – 30/6/19</b>	<b>5,154</b>	<b>267</b>	<b>104</b>	<b>335</b>	<b>5,860</b>

	Community /Crown land	Buildings non- specialised	Buildings specialised	Other structures	Total
<b>Opening balance – 1/7/17</b>	2,214	8,686	3,240	2,781	16,921
Purchases (GBV)	–	816	4	408	1,228
Disposals (WDV)	–	(266)	(33)	(114)	(413)
Depreciation and impairment	–	(479)	(202)	(91)	(772)
<b>Closing balance – 30/6/18</b>	<b>2,214</b>	<b>8,757</b>	<b>3,009</b>	<b>2,984</b>	<b>16,964</b>
Purchases (GBV)	–	560	25	835	1,420
Depreciation and impairment	–	(432)	(706)	(72)	(1,210)
Other movement (Rounding adjustments)	(2)	1	1	(1)	(1)
Other movement (Revaluation decrements)	–	(775)	–	(1,467)	(2,242)
Other movement (Revaluation increments)	427	–	5,234	–	5,661
<b>Closing balance – 30/6/19</b>	<b>2,639</b>	<b>8,111</b>	<b>7,563</b>	<b>2,279</b>	<b>20,592</b>

## Bogan Shire Council

## Notes to the Financial Statements

for the year ended 30 June 2019

## Note 19. Fair value measurement (continued)

\$ '000

## (4). Fair value measurements using significant unobservable inputs (level 3) (continued)

## a. The following tables present the changes in level 3 fair value asset classes. (continued)

	Roads	Bulk earth works	Stormwater drainage	Water network	Total
<b>Opening balance – 1/7/17</b>	68,176	65,095	7,075	25,602	165,948
Purchases (GBV)	2,584	–	27	242	2,853
Disposals (WDV)	–	–	–	(49)	(49)
Depreciation and impairment	(1,636)	–	(13)	(436)	(2,085)
Other movement (Reval Increment)	9,323	–	1,044	538	10,905
Other movement (Reval Decrements)	–	(1,385)	–	–	(1,385)
Other movement (details here)	–	–	–	(2,674)	(2,674)
<b>Closing balance – 30/6/18</b>	<b>78,447</b>	<b>63,710</b>	<b>8,133</b>	<b>23,223</b>	<b>173,513</b>
Purchases (GBV)	2,644	–	16	9,050	11,710
Disposals (WDV)	–	–	–	(9)	(9)
Depreciation and impairment	(1,636)	–	(13)	(448)	(2,097)
Other movement (Revaluation Increment)	–	–	–	372	372
<b>Closing balance – 30/6/19</b>	<b>79,455</b>	<b>63,710</b>	<b>8,136</b>	<b>32,188</b>	<b>183,489</b>

	Bridges	Footpaths	Sewer Network	Total
<b>Opening balance – 1/7/17</b>	9,640	2,053	9,304	20,997
Purchases (GBV)	–	48	10	58
Disposals (WDV)	–	–	(2)	(2)
Depreciation and impairment	(109)	(91)	(162)	(362)
Other movement (Reval Increments)	2,533	–	143	2,676
Other movement (Reval decrements)	–	(282)	–	(282)
<b>Closing balance – 30/6/18</b>	<b>12,064</b>	<b>1,728</b>	<b>9,293</b>	<b>23,085</b>
Purchases (GBV)	–	118	24	142
Disposals (WDV)	–	–	(8)	(8)
Depreciation and impairment	(108)	(90)	(165)	(363)
Other movement (Rounding adjustment)	(1)	–	–	(1)
Other movement (Revaluation increments)	–	–	149	149
<b>Closing balance – 30/6/19</b>	<b>11,955</b>	<b>1,756</b>	<b>9,293</b>	<b>23,004</b>

## Bogan Shire Council

### Notes to the Financial Statements

for the year ended 30 June 2019

#### Note 19. Fair value measurement (continued)

---

##### (4). Fair value measurements using significant unobservable inputs (level 3) (continued)

##### b. Information relating to the transfers into and out of the level 3 fair valuation hierarchy (as disclosed in the table above) includes:

###### **Buildings - non-specialised**

Transfer from level 3 to level 2 fair valuation hierarchy were made due to a revaluation of land and buildings and the valuer using market value to value a specific number of buildings held for Council staff.

Council also purchased 45 Flashman Ave for additional staff housing, put solar panels on the administration buildings

###### **Buildings -specialised**

Council used Drought Community funds to upgrade the Wye Pavillion \$25K

###### **Other Structures**

Larkin Oval Lights were completed at a cost of \$480K, Upgrade to ELC Playground \$63K

###### **Roads**

An amount of \$1,016k was transferred into roads for R2R Program resheeting and construction. \$326K was for Construction Hermidale/Nymagee Rd and \$638K was for rehab & construction Cockies Rd, \$146K construction Pangee Rd \$137K construction Mulla Rd and \$68K for additional reshheting and resealing from Council own funds

###### **Footpaths**

An amount of \$118K for New construction of the recreation and exercise pathway and the new footpath from the mine village to Pioneer Park

###### **Stormwater**

\$16k was transferred into stormwater for levee bank resheeting



## Bogan Shire Council

### Notes to the Financial Statements

for the year ended 30 June 2019

#### Note 19. Fair value measurement (continued)

##### (4). Fair value measurements using significant unobservable inputs (level 3)

##### c. Significant unobservable valuation inputs used (for level 3 asset classes) and their relationship to fair value.

The following table summarises the quantitative information relating to the significant unobservable inputs used in deriving the various level 3 asset class fair values.

##### I,PP&E

Class	Fair value (30/6/19) \$'000	Valuation technique/s	Unobservable inputs
Plant and equipment	5,154	Valued at cost disclosed at fair value in the notes	<ul style="list-style-type: none"> <li>Gross replacement cost</li> <li>Remaining useful life</li> <li>Residual value</li> </ul>
Office equipment	267	Valued at cost disclosed at fair value in the notes	<ul style="list-style-type: none"> <li>Gross replacement cost</li> <li>Remaining useful life</li> <li>Residual value</li> </ul>
Furniture and fittings	104	Valued at cost disclosed at fair value in the notes	<ul style="list-style-type: none"> <li>Gross replacement cost</li> <li>Remaining useful life</li> <li>Residual value</li> </ul>
Operational land	335	Land Value provided by the Valuer-General or an average unit rate based on the Land Value for similar properties where the Valuer-General did not provide a Land Value, having regard to the highest and best use for the land	<ul style="list-style-type: none"> <li>Land value based on price per square metre</li> </ul>
Community and Crown land	2,639	Land Value provided by the Valuer-General or an average unit rate based on the Land Value for similar properties where the Valuer-General did not provide a Land Value, having regard to the highest and best use for the land	<ul style="list-style-type: none"> <li>Land value based on price per square metre</li> </ul>
Buildings – non-specialised	8,111	Cost & Market approach used by external Valuers, Aspect Property Consultants, Nyngan	<ul style="list-style-type: none"> <li>Gross replacement cost</li> <li>Asset condition</li> <li>Remaining useful life</li> <li>Residual value</li> </ul>
Buildings – specialised	7,563	Cost approach used by external Valuers, Aspect Property Consultants, Nyngan	<ul style="list-style-type: none"> <li>Gross replacement cost</li> <li>Asset condition</li> <li>Remaining useful life</li> <li>Residual value</li> </ul>
Other structures	2,279	Cost approach used by external Valuers, Aspect Property Consultants, Nyngan	<ul style="list-style-type: none"> <li>Gross replacement cost</li> <li>Asset condition</li> <li>Remaining useful life</li> <li>Residual value</li> </ul>
Roads	79,455	Cost Approach using Level 3 inputs due to no market based evidence	<ul style="list-style-type: none"> <li>Gross replacement cost</li> <li>Asset condition</li> <li>Remaining useful life</li> <li>Residual value</li> </ul>

## Bogan Shire Council

## Notes to the Financial Statements

for the year ended 30 June 2019

## Note 19. Fair value measurement (continued)

<b>Class</b>	<b>Fair value</b> (30/6/19) \$'000	<b>Valuation technique/s</b>	<b>• Unobservable inputs</b>
Bulk earthworks	63,710	Cost Approach using Level 3 inputs due to no market based evidence	<ul style="list-style-type: none"> <li>• Gross replacement cost</li> <li>• Asset condition</li> <li>• Remaining useful life</li> <li>• Residual value</li> </ul>
Storm water drainage	8,136	Cost Approach using Level 3 inputs due to no market based evidence	<ul style="list-style-type: none"> <li>• Gross replacement cost</li> <li>• Asset condition</li> <li>• Remaining useful life</li> <li>• Residual value</li> </ul>
Water supply network	32,188	Cost Approach using Level 3 inputs due to no market based evidence	<ul style="list-style-type: none"> <li>• Gross replacement cost</li> <li>• Asset condition</li> <li>• Remaining useful life</li> <li>• Residual value</li> </ul>
Sewer network	9,293	Cost Approach using Level 3 inputs due to no market based evidence	<ul style="list-style-type: none"> <li>• Gross replacement cost</li> <li>• Asset condition</li> <li>• Remaining useful life</li> <li>• Residual value</li> </ul>
Bridges	11,955	Cost Approach using Level 3 inputs due to no market based evidence	<ul style="list-style-type: none"> <li>• Gross replacement cost</li> <li>• Asset condition</li> <li>• Remaining useful life</li> <li>• Residual value</li> </ul>
Footpaths	1,756	Cost Approach using Level 3 inputs due to no market based evidence	<ul style="list-style-type: none"> <li>• Gross replacement cost</li> <li>• Asset condition</li> <li>• Remaining useful life</li> <li>• Residual value</li> </ul>

**(5). Highest and best use**

All of Council's non-financial assets are considered to being utilised for their highest and best use.

## Bogan Shire Council

### Notes to the Financial Statements

for the year ended 30 June 2019

#### Note 20. Related party transactions

---

\$ '000

---

##### a. Key management personnel

Key management personnel (KMP) of the Council are those persons having the authority and responsibility for planning, directing and controlling the activities of the council, directly or indirectly.

The aggregate amount of KMP compensation included in the Income Statement is:

<b>Compensation:</b>	<b>2019</b>	<b>2018</b>
Short-term benefits	978	958
Post-employment benefits	83	80
Other long-term benefits	34	17
Termination benefits	17	19
<b>Total</b>	<b>1,112</b>	<b>1,074</b>

## Bogan Shire Council

## Notes to the Financial Statements

for the year ended 30 June 2019

## Note 20. Related party transactions (continued)

\$ '000

## b. Other transactions with KMP and their related parties

Council has determined that transactions at arm's length between KMP and Council as part of Council delivering a public service objective (e.g. access to library or Council swimming pool by KMP) will not be disclosed.

Nature of the transaction		Value of transactions during year	Outstanding balance (incl. loans and commitments)	Terms and conditions	Provisions for impairment of receivables outstanding	Expense recognised for impairment of receivables
<b>2019</b>						
Supply of goods and service	Ref	121	-	30 days	-	-
Supply of service	2	853	10	14 days	-	-
Supply of goods	3	11	-	14 days	-	-
Supply of goods	1	4	-	14 days	-	-
Supply of goods and service	3	298	23		-	-
Supply of goods and service	3	48	10		-	-
<b>2018</b>						
Supply of goods and service	Ref	136	-	30 Days	-	-
Supply of service	2	1,097	-	14 Days	-	-
Supply of goods	3	14	-	14 Days	-	-
Supply of goods	1	5	-	14 Days	-	-

## Bogan Shire Council

### Notes to the Financial Statements

for the year ended 30 June 2019

#### Note 20. Related party transactions (continued)

---

##### b. Other transactions with KMP and their related parties (continued)

###### 2019

- 1 Supply of goods and services by KMP. Supplier is engaged by Council under the normal conditions of Councils procurement policy. Amounts billed were based on normal rates for such supplies and were due and payable under normal payment terms.
- 2 Contract works undertaken by KMP within a specialty area have been engaged under Councils normal procurement and tendering processes. Amounts billed were based on normal rates for such supplies and were due and payable under normal payment terms.
- 3 Close family members of Council's KMP are engaged by Council under the conditions of Councils procurement policy. Amounts billed were based on normal rates for such supplies and were due and payable under normal payment terms following Council procurement process.

###### 2018

- 1 Supply of goods and services by KMP. Supplier is engaged by Council under the normal conditions of Councils procurement policy. Amounts billed were based on normal rates for such supplies and were due and payable under normal payment terms.
- 2 Contract works undertaken by KMP within a specialty area have been engaged under Councils normal procurement and tendering processes. Amounts billed were based on normal rates for such supplies and were due and payable under normal payment terms.
- 3 Close family members of Council's KMP are engaged by Council under the conditions of Councils procurement policy. Amounts billed were based on normal rates for such supplies and were due and payable under normal payment terms following Council procurement process.

## Bogan Shire Council

## Notes to the Financial Statements

for the year ended 30 June 2019

## Note 20. Related party transactions (continued)

---

 \$ '000
 

---

## c. Other related party transactions

Nature of the transaction		Value of transactions during year	Outstanding balance (incl. loans and commitments)	Terms and conditions	Provisions for impairment of receivables outstanding	Expense recognised for impairment of receivables
<b>2019</b>	Ref					
Other Contributions	4	10	-		-	-

4 Member Council Contribution to Orana Joint Organisations disclosed in Note 14 (e) Joint arrangements not recognised

## Bogan Shire Council

## Notes to the Financial Statements

for the year ended 30 June 2019

## Note 21. Financial result and financial position by fund

Income Statement by fund			
\$ '000	2019	2019	2019
<b>Continuing operations</b>	<b>Water</b>	<b>Sewer</b>	<b>General<sup>1</sup></b>
<b>Income from continuing operations</b>			
Rates and annual charges	837	445	3,704
User charges and fees	1,494	191	4,819
Interest and investment revenue	26	36	267
Other revenues	10	9	368
Grants and contributions provided for operating purposes	515	9	7,131
Grants and contributions provided for capital purposes	1,541	–	2,543
<b>Total income from continuing operations</b>	<b>4,423</b>	<b>690</b>	<b>18,832</b>
<b>Expenses from continuing operations</b>			
Employee benefits and on-costs	391	129	6,731
Borrowing costs	–	–	80
Materials and contracts	1,342	531	4,628
Depreciation and amortisation	448	165	3,403
Other expenses	616	16	973
Net losses from the disposal of assets	9	9	10
Revaluation decrement / impairment of IPPE	–	–	424
<b>Total expenses from continuing operations</b>	<b>2,806</b>	<b>850</b>	<b>16,250</b>
<b>Operating result from continuing operations</b>	<b>1,617</b>	<b>(160)</b>	<b>2,582</b>
<b>Net operating result attributable to each council fund</b>	<b>1,617</b>	<b>(160)</b>	<b>2,582</b>
<b>Net operating result for the year before grants and contributions provided for capital purposes</b>	<b>76</b>	<b>(160)</b>	<b>39</b>

<sup>1</sup> General fund refers to all Council's activities other than water and sewer.

All amounts disclosed above are gross – that is, they include internal charges and recoveries made between the funds.



## Bogan Shire Council

## Notes to the Financial Statements

as at 30 June 2019

## Note 21. Financial result and financial position by fund (continued)

Statement of Financial Position by fund			
\$ '000	2019	2019	2019
<b>ASSETS</b>	<b>Water</b>	<b>Sewer</b>	<b>General<sup>1</sup></b>
<b>Current assets</b>			
Cash and cash equivalents	1,141	2,309	2,832
Investments	–	–	7,800
Receivables	462	63	861
Inventories	–	–	494
Other	–	–	67
<b>Total current assets</b>	<b>1,603</b>	<b>2,372</b>	<b>12,054</b>
<b>Non-current assets</b>			
Receivables	83	26	128
Infrastructure, property, plant and equipment	32,198	9,293	192,221
Investments accounted for using the equity method	–	–	52
Other	–	325	(325)
<b>Total non-current assets</b>	<b>32,281</b>	<b>9,644</b>	<b>192,076</b>
<b>TOTAL ASSETS</b>	<b>33,884</b>	<b>12,016</b>	<b>204,130</b>
<b>LIABILITIES</b>			
<b>Current liabilities</b>			
Payables	26	11	617
Borrowings	–	–	112
Provisions	–	–	1,664
<b>Total current liabilities</b>	<b>26</b>	<b>11</b>	<b>2,393</b>
<b>Non-current liabilities</b>			
Borrowings	–	–	2,420
<b>Total non-current liabilities</b>	<b>–</b>	<b>–</b>	<b>2,420</b>
<b>TOTAL LIABILITIES</b>	<b>26</b>	<b>11</b>	<b>4,813</b>
<b>Net assets</b>	<b>33,858</b>	<b>12,005</b>	<b>199,317</b>
<b>EQUITY</b>			
Accumulated surplus	15,275	7,192	138,154
Revaluation reserves	18,583	4,813	61,163
<b>Total equity</b>	<b>33,858</b>	<b>12,005</b>	<b>199,317</b>

<sup>1</sup> General fund refers to all Council's activities other than water and sewer.

All amounts disclosed above are gross – that is, they include internal receivables and payables between the funds. Assets and liabilities shown in the water and sewer columns are restricted for use for these activities.

## Bogan Shire Council

### Notes to the Financial Statements as at 30 June 2019

#### Note 21. Financial result and financial position by fund (continued)

\$ '000

Details of individual internal loans for the year ended 30 June 2019  
(in accordance with s410(3) of the *Local Government Act 1993*)

Details of individual internal loans	Council ID / Ref
Borrower (by purpose)	General Fund
Lender (by purpose)	Sewer Fund
Date of minister's approval	21/06/2018
Date raised	1/01/2019
Term (years)	10 Years
Dates of maturity	1/07/2028
Rate of interest	3%
Amount originally raised	\$ 340,000
Total repaid during year (principal and interest)	\$ 14,703.54
<b>Principal outstanding at end of year</b>	<b>\$ 325,296.46</b>

## Bogan Shire Council

## Notes to the Financial Statements

for the year ended 30 June 2019

## Note 22(a). Statement of performance measures – consolidated results

\$ '000	Amounts 2019	Indicator 2019	Prior periods		Benchmark
			2018	2017	
<b>Local government industry indicators – consolidated</b>					
<b>1. Operating performance ratio</b>					
Total continuing operating revenue <sup>(1)</sup> excluding capital grants and contributions less operating expenses <sup>(2)</sup>	<u>408</u>	<b>2.05%</b>	4.94%	13.98%	> 0.00%
Total continuing operating revenue <sup>(1)</sup> excluding capital grants and contributions	<u>19,861</u>				
<b>2. Own source operating revenue ratio</b>					
Total continuing operating revenue <sup>(1)</sup> excluding all grants and contributions	<u>12,159</u>	<b>50.78%</b>	39.33%	46.20%	> 60.00%
Total continuing operating revenue <sup>(1)</sup>	<u>23,945</u>				
<b>2b. Own source operating revenue ratio – Rural council model</b>					
Total continuing operating revenue <sup>(1)</sup> excluding all grants and contributions (other than FAG)	<u>16,362</u>	<b>68.33%</b>	52.87%	72.52%	
Total continuing operating revenue <sup>(1)</sup>	<u>23,945</u>				
<b>3. Unrestricted current ratio</b>					
Current assets less all external restrictions	<u>11,205</u>	<b>7.82x</b>	6.10x	6.43x	> 1.5x
Current liabilities less specific purpose liabilities	<u>1,433</u>				
<b>4. Debt service cover ratio</b>					
Operating result <sup>(1)</sup> before capital excluding interest and depreciation/impairment/amortisation	<u>4,504</u>	<b>23.71x</b>	26.86x	52.19x	> 2x
Principal repayments (Statement of Cash Flows) plus borrowing costs (Income Statement)	<u>190</u>				
<b>5. Rates, annual charges, interest and extra charges outstanding percentage</b>					
Rates, annual and extra charges outstanding	<u>443</u>	<b>8.40%</b>	6.03%	6.82%	10%
Rates, annual and extra charges collectible	<u>5,272</u>				
<b>6. Cash expense cover ratio</b>					
Current year's cash and cash equivalents plus all term deposits	<u>14,082</u>	<b>9.49 mths</b>	8.6 mths	8.5 mths	> 3 mths
Monthly payments from cash flow of operating and financing activities	<u>1,485</u>				

## Notes

<sup>(1)</sup> Excludes fair value adjustments, reversal of revaluation decrements, net gain on sale of assets and the net gain on share of interests in joint ventures and associates.

<sup>(2)</sup> Excludes impairment/revaluation decrements, net loss on sale of assets and the net loss on share of interests in joint ventures and associates.

## Bogan Shire Council

## Notes to the Financial Statements

for the year ended 30 June 2019

## Note 22(b). Statement of performance measures – by fund

\$ '000	General indicators <sup>3</sup>		Water indicators		Sewer indicators		Benchmark
	2019	2018	2019	2018	2019	2018	
<b>Local government industry indicators – by fund</b>							
<b>1. Operating performance ratio</b>							
Total continuing operating revenue <sup>(1)</sup> excluding capital grants and contributions less operating expenses <sup>(2)</sup>	<b>3.02%</b>	6.77%	<b>2.64%</b>	-0.76%	<b>-23.19%</b>	-13.74%	> 0.00%
Total continuing operating revenue <sup>(1)</sup> excluding capital grants and contributions							
<b>2. Own source operating revenue ratio</b>							
Total continuing operating revenue <sup>(1)</sup> excluding capital grants and contributions	<b>48.38%</b>	47.20%	<b>53.52%</b>	21.78%	<b>98.70%</b>	98.82%	> 60.00%
Total continuing operating revenue <sup>(1)</sup>							
<b>3. Unrestricted current ratio</b>							
Current assets less all external restrictions	<b>7.82x</b>	6.10x	<b>61.65x</b>	2.41x	<b>215.64x</b>	905.00x	> 1.5x
Current liabilities less specific purpose liabilities							

## Notes

(1) - (2) Refer to Notes at Note 22a above.

(3) General fund refers to all of Council's activities except for its water and sewer activities which are listed separately.

## Bogan Shire Council

## Notes to the Financial Statements

for the year ended 30 June 2019

## Note 22(b). Statement of performance measures – by fund (continued)

\$ '000	General indicators <sup>3</sup>		Water indicators		Sewer indicators		Benchmark
	2019	2018	2019	2018	2019	2018	
Local government industry indicators – by fund (continued)							
<b>4. Debt service cover ratio</b>							
Operating result <sup>(1)</sup> before capital excluding interest and depreciation/impairment/amortisation	<b>20.92x</b>	24.23x	<b>0.00x</b>	0.00x	<b>0.00x</b>	0.00x	> 2x
Principal repayments (Statement of Cash Flows) plus borrowing costs (Income Statement)							
<b>5. Rates, annual charges, interest and extra charges outstanding percentage</b>							
Rates, annual and extra charges outstanding	<b>7.54%</b>	5.51%	<b>11.71%</b>	7.95%	<b>9.89%</b>	7.21%	< 10% regional & rural
Rates, annual and extra charges collectible							
<b>6. Cash expense cover ratio</b>							
Current year's cash and cash equivalents plus all term deposits	<b>8.63</b>	9.21	<b>5.83</b>	0.00	<b>40.99</b>	32.59	> 3 months
Monthly payments from cash flow of operating and financing activities	<b>months</b>	months	<b>months</b>	months	<b>months</b>	months	

## Notes

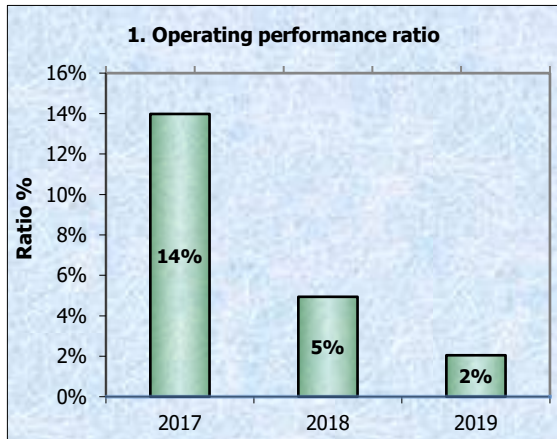
(1) Refer to Notes at Note 22a above.

(3) General fund refers to all of Council's activities except for its water and sewer activities which are listed separately.

# Bogan Shire Council

## Notes to the Financial Statements for the year ended 30 June 2019

### Note 22(c). Statement of performance measures – consolidated results (graphs)



**Purpose of operating performance ratio**

This ratio measures Council's achievement of containing operating expenditure within operating revenue.

**Commentary on 2018/19 result**

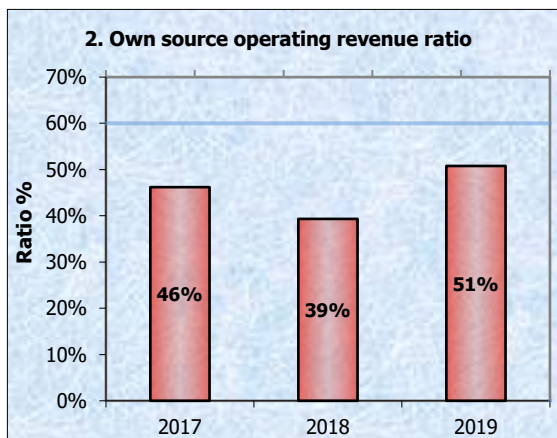
**2018/19 ratio 2.05%**

Council has been able to maintain operating expenditure within operating revenue. Financial assistance grants were paid in advance once again.

Benchmark: ——— Minimum >=0.00%

Source for benchmark: Code of Accounting Practice and Financial Reporting #27

Ratio achieves benchmark  
 Ratio is outside benchmark



**Purpose of own source operating revenue ratio**

This ratio measures fiscal flexibility. It is the degree of reliance on external funding sources such as operating grants and contributions.

**Commentary on 2018/19 result**

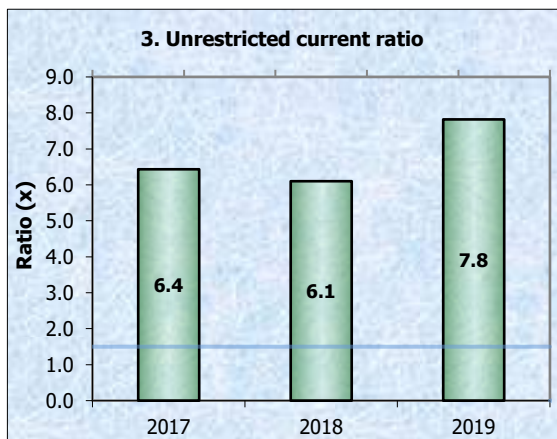
**2018/19 ratio 50.78%**

2018/2019 operating income includes grant funding for Drought Communities and Stronger Country Communities Fund Round 2. These grants have been used to improve infrastructure in Regional & Rural communities not to fund operating expenditure.

Benchmark: ——— Minimum >=60.00%

Source for benchmark: Code of Accounting Practice and Financial Reporting #27

Ratio achieves benchmark  
 Ratio is outside benchmark



**Purpose of unrestricted current ratio**

To assess the adequacy of working capital and its ability to satisfy obligations in the short term for the unrestricted activities of Council.

**Commentary on 2018/19 result**

**2018/19 ratio 7.82x**

Council continues to meet the benchmark for this ratio.

Benchmark: ——— Minimum >=1.50

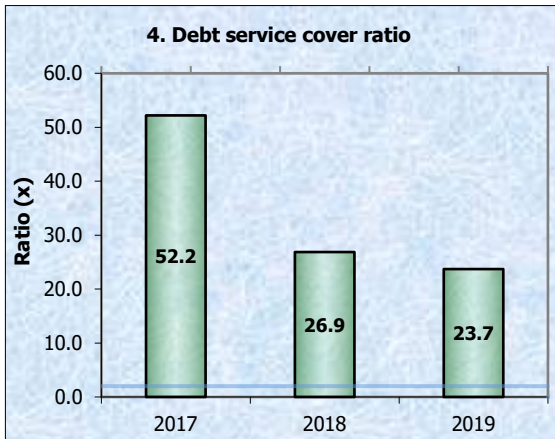
Source for benchmark: Code of Accounting Practice and Financial Reporting #27

Ratio achieves benchmark  
 Ratio is outside benchmark

# Bogan Shire Council

## Notes to the Financial Statements for the year ended 30 June 2019

### Note 22(c). Statement of performance measures – consolidated results (graphs)



**Purpose of debt service cover ratio**

This ratio measures the availability of operating cash to service debt including interest, principal and lease payments

**Commentary on 2018/19 result**

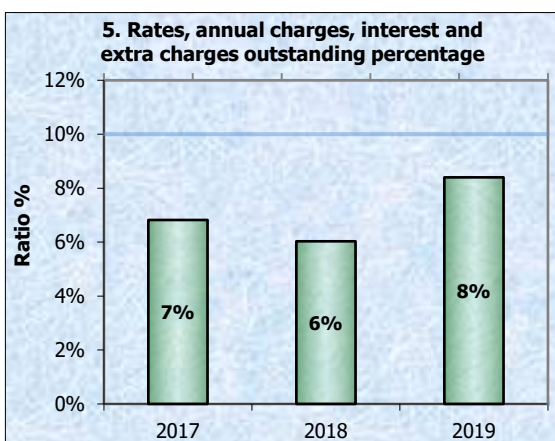
**2018/19 ratio 23.71x**

This ratio decreased due to an internal loan being raised from the Sewer Fund to the General Fund for \$340,000.

Benchmark: Minimum  $\geq 2.00$

Source for benchmark: Code of Accounting Practice and Financial Reporting #27

Ratio achieves benchmark  
 Ratio is outside benchmark



**Purpose of rates and annual charges outstanding ratio**

To assess the impact of uncollected rates and annual charges on Council's liquidity and the adequacy of recovery efforts.

**Commentary on 2018/19 result**

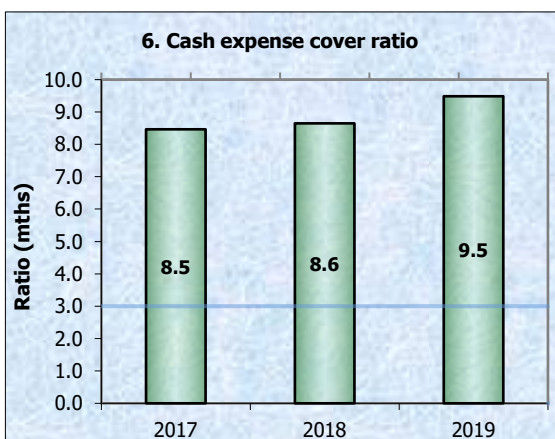
**2018/19 ratio 8.40%**

Council's collection of rates and annual charges remains below 10% but has increased slightly due to drought conditions making it difficult for ratepayers.

Benchmark: Maximum  $< 10.00\%$

Source for Benchmark: Code of Accounting Practice and Financial Reporting #27

Ratio is within Benchmark  
 Ratio is outside Benchmark



**Purpose of cash expense cover ratio**

This liquidity ratio indicates the number of months a Council can continue paying for its immediate expenses without additional cash inflow.

**Commentary on 2018/19 result**

**2018/19 ratio 9.49 mths**

Council's liquidity ratio remains above the benchmark in 2018/2019.

Benchmark: Minimum  $\geq 3.00$

Source for benchmark: Code of Accounting Practice and Financial Reporting #27

Ratio achieves benchmark  
 Ratio is outside benchmark



## Bogan Shire Council

### Notes to the Financial Statements for the year ended 30 June 2019

#### Note 23. Council information and contact details

---

**Principal place of business:**

81 Cobar Street  
Nyngan NSW 2825

**Contact details**

**Mailing address:**

PO Box 221  
Nyngan NSW 2825

**Opening hours:**

8:00am to 4:30pm  
Monday to Friday

**Telephone:** 02 6835 9000

**Facsimile:** 02 6835 9011

**Internet:** [www.bogan.nsw.gov.au](http://www.bogan.nsw.gov.au)

**Email:** [admin@bogan.nsw.gov.au](mailto:admin@bogan.nsw.gov.au)

**Officers**

**GENERAL MANAGER**

D A Francis

**Elected members**

**MAYOR**

R L Donald OAM

**RESPONSIBLE ACCOUNTING OFFICER**

S A Waterhouse

**Other information**

**ABN:** 68 886 242 083



**INDEPENDENT AUDITOR'S REPORT**  
**Report on the general purpose financial statements**  
**Bogan Shire Council**

To the Councillors of the Bogan Shire Council

## Opinion

I have audited the accompanying financial statements of Bogan Shire Council (the Council), which comprise the Income Statement and Statement of Comprehensive Income for the year ended 30 June 2019, the Statement of Financial Position as at 30 June 2019, the Statement of Changes in Equity and Statement of Cash Flows for the year then ended, notes comprising a summary of significant accounting policies and other explanatory information, and the Statement by Councillors and Management.

In my opinion:

- the Council's accounting records have been kept in accordance with the requirements of the *Local Government Act 1993*, Chapter 13, Part 3, Division 2 (the Division)
- the financial statements:
  - have been presented, in all material respects, in accordance with the requirements of this Division
  - are consistent with the Council's accounting records
  - present fairly, in all material respects, the financial position of the Council as at 30 June 2019, and of its financial performance and its cash flows for the year then ended in accordance with Australian Accounting Standards
- all information relevant to the conduct of the audit has been obtained
- no material deficiencies in the accounting records or financial statements have come to light during the audit.

My opinion should be read in conjunction with the rest of this report.

## Basis for Opinion

I conducted my audit in accordance with Australian Auditing Standards. My responsibilities under the standards are described in the 'Auditor's Responsibilities for the Audit of the Financial Statements' section of my report.

I am independent of the Council in accordance with the requirements of the:

- Australian Auditing Standards
- Accounting Professional and Ethical Standards Board's APES 110 'Code of Ethics for Professional Accountants' (APES 110).

I have fulfilled my other ethical responsibilities in accordance with APES 110.

Parliament promotes independence by ensuring the Auditor-General and the Audit Office of New South Wales are not compromised in their roles by:

- providing that only Parliament, and not the executive government, can remove an Auditor-General
- mandating the Auditor-General as auditor of councils
- precluding the Auditor-General from providing non-audit services.

I believe the audit evidence I have obtained is sufficient and appropriate to provide a basis for my audit opinion.

## **Other Information**

The Council's annual report for the year ended 30 June 2019 includes other information in addition to the financial statements and my Independent Auditor's Report thereon. The Councillors are responsible for the other information. At the date of this Independent Auditor's Report, the other information I have received comprise the special purpose financial statements and Special Schedules (the Schedules).

My opinion on the financial statements does not cover the other information. Accordingly, I do not express any form of assurance conclusion on the other information. However, as required by the *Local Government Act 1993*, I have separately expressed an opinion on the special purpose financial statements and Special Schedule - Permissible income for general rates.

In connection with my audit of the financial statements, my responsibility is to read the other information and, in doing so, consider whether the other information is materially inconsistent with the financial statements or my knowledge obtained in the audit, or otherwise appears to be materially misstated.

If, based on the work I have performed, I conclude there is a material misstatement of the other information, I must report that fact.

I have nothing to report in this regard.

## **The Councillors' Responsibilities for the Financial Statements**

The Councillors are responsible for the preparation and fair presentation of the financial statements in accordance with Australian Accounting Standards and the *Local Government Act 1993*, and for such internal control as the Councillors determine is necessary to enable the preparation and fair presentation of the financial statements that are free from material misstatement, whether due to fraud or error.

In preparing the financial statements, the Councillors are responsible for assessing the Council's ability to continue as a going concern, disclosing, as applicable, matters related to going concern and using the going concern basis of accounting except where the Council will be dissolved or amalgamated by an Act of Parliament, or otherwise cease operations.

## **Auditor's Responsibilities for the Audit of the Financial Statements**

My objectives are to:


- obtain reasonable assurance about whether the financial statements as a whole are free from material misstatement, whether due to fraud or error
- issue an Independent Auditor's Report including my opinion.

Reasonable assurance is a high level of assurance, but does not guarantee an audit conducted in accordance with Australian Auditing Standards will always detect material misstatements. Misstatements can arise from fraud or error. Misstatements are considered material if, individually or in aggregate, they could reasonably be expected to influence the economic decisions users take based on the financial statements.

A description of my responsibilities for the audit of the financial statements is located at the Auditing and Assurance Standards Board website at: [www.auasb.gov.au/auditors\\_responsibilities/ar4.pdf](http://www.auasb.gov.au/auditors_responsibilities/ar4.pdf). The description forms part of my auditor's report.

My opinion does not provide assurance:

- that the Council carried out its activities effectively, efficiently and economically
- on the Original Budget information included in the Income Statement, Statement of Cash Flows, and Note 18 Material budget variations
- on the Special Schedules. A separate opinion has been provided on Special Schedule - Permissible income for general rates
- about the security and controls over the electronic publication of the audited financial statements on any website where they may be presented
- about any other information which may have been hyperlinked to/from the financial statements.

A handwritten signature in black ink, appearing to read "David Nolan". The signature is fluid and cursive, with a long horizontal stroke extending to the right.

David Nolan  
Director, Financial Audit Services

Delegate of the Auditor-General for New South Wales

8 October 2019  
SYDNEY



Mr Ray Donald  
 Mayor  
 Bogan Shire Council  
 PO Box 221  
 NYNGAN NSW 2825

Contact: David Nolan  
 Phone no: 02 9275 7377  
 Our ref: D1923665/1679

8 October 2019

Dear Mayor

**Report on the Conduct of the Audit  
 for the year ended 30 June 2019  
 Bogan Shire Council**

I have audited the general purpose financial statements (GPFS) of the Bogan Shire Council (the Council) for the year ended 30 June 2019 as required by section 415 of the *Local Government Act 1993* (the Act).

I expressed an unmodified opinion on the Council's GPFS.

This Report on the Conduct of the Audit (the Report) for the Council for the year ended 30 June 2019 is issued in accordance with section 417 of the Act. This Report should be read in conjunction with my audit opinion on the GPFS issued under section 417(2) of the Act.

**INCOME STATEMENT**

**Operating result**

	<b>2019</b>	<b>2018</b>	<b>Variance</b>
	<b>\$m</b>	<b>\$m</b>	<b>%</b>
Rates and annual charges revenue	4.99	4.79	↑ 4.2
Grants and contributions revenue	11.74	17.64	↓ 33.4
Operating result for the year	4.04	9.61	↓ 58
Net operating result before capital grants and contributions	(0.05)	0.43	↓ 112

Council's operating result (\$4 million including the effect of depreciation and amortisation expense of \$4 million) was \$5.6 million lower than the 2017–18 result. This was due to a reduction in grants and contributions received.

The net operating result before capital grants and contributions (\$45,000 deficit) was \$474,000 lower than the 2017–18 result, primarily due to the decrease in operating grants received this year.

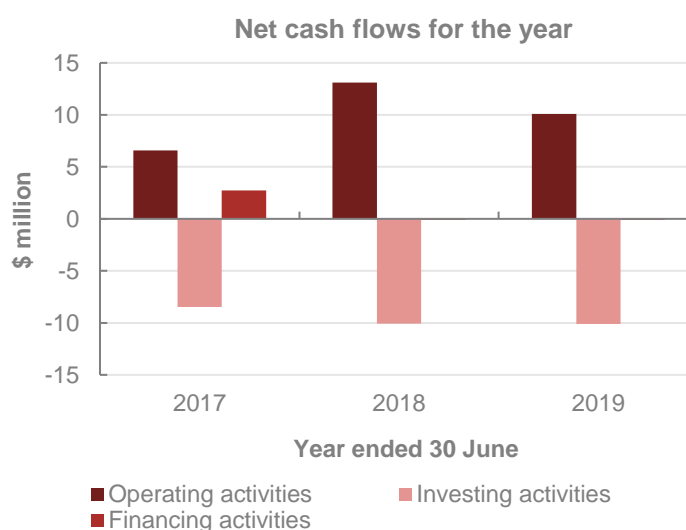
Rates and annual charges revenue (\$4.99 million) increased by \$200,000 (4.2 per cent) in 2018–2019.

Grants and contributions revenue (\$11.74 million) decreased by \$5.9 million (33.4 per cent) in 2018–2019 due to:

- A reduction in operating grants for community care and transport funding.
- Reduced capital grants and contributions for water storage.

## STATEMENT OF CASH FLOWS

- The Statement of Cash Flows illustrates the flow of cash and cash equivalents moving in and out of Council during the year and reveals that cash decreased by \$130,000 to \$6.3 million at the close of the year.



## FINANCIAL POSITION

### Cash and investments

Cash and investments	2019	2018	Commentary
	\$m	\$m	
External restrictions	4.2	3.4	<ul style="list-style-type: none"> <li>• External restrictions include unspent specific purpose grants and water and sewerage funds.</li> <li>• Balances are internally restricted due to Council policy or decisions for forward plans including works program.</li> </ul>
Internal restrictions	4.5	4.8	
Unrestricted	5.4	4.0	
<b>Cash and investments</b>	<b>14.1</b>	<b>12.2</b>	<ul style="list-style-type: none"> <li>• Unrestricted balances provide liquidity for day-to-day operations.</li> </ul>

### Debt

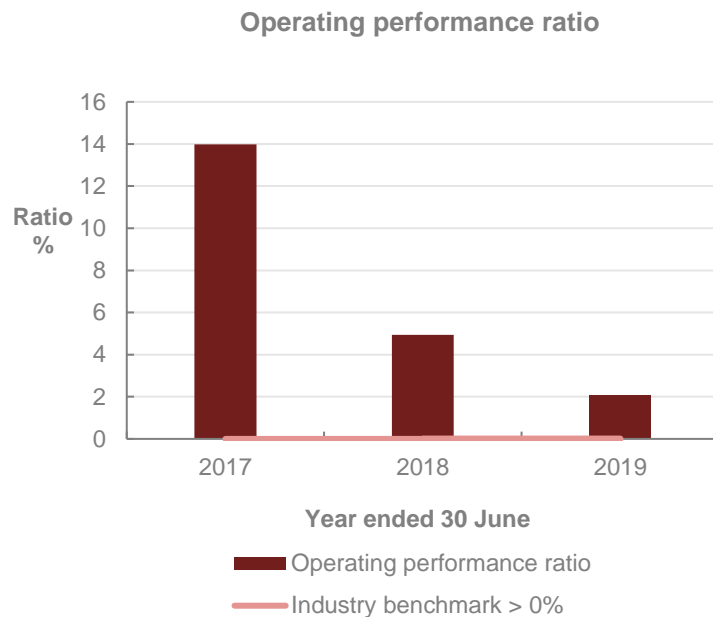
After repaying principal and interest of \$190,000 total debt as at 30 June 2019 was \$2.5 million (2018: \$2.6 million).

# PERFORMANCE

## Operating performance ratio

- Council's operating performance indicator of 2.1 per cent in 2018–19 (4.9 per cent in 2017–18) exceeded industry benchmark.
- The decrease is due to the reduced operating result for the year.

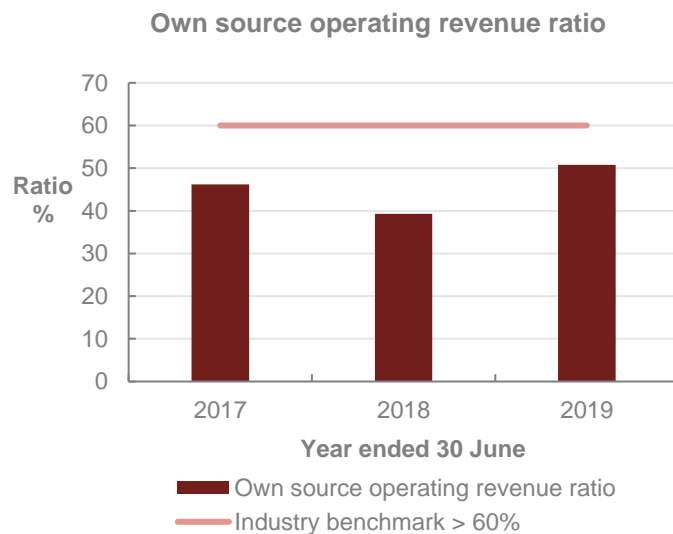
The 'operating performance ratio' measures how well council contained operating expenditure within operating revenue (excluding capital grants and contributions, fair value adjustments, and reversal of revaluation decrements). The benchmark set by the former Office of Local Government (OLG) is greater than zero per cent.



## Own source operating revenue ratio

- Council's own source operating revenue ratio of 50.8 per cent in 2018–19 (39.3 per cent in 2017–18) was below the industry benchmark.
- This indicator fluctuates with movements in grants and contributions.
- This indicator would increase with the inclusion of the financial assistance grant.

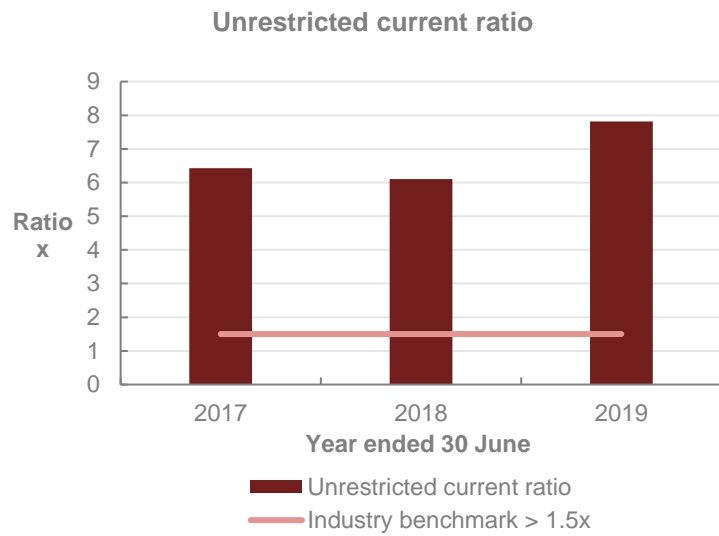
The 'own source operating revenue ratio' measures council's fiscal flexibility and the degree to which it relies on external funding sources such as operating grants and contributions. The benchmark set by the former OLG is greater than 60 per cent.



## Unrestricted current ratio

- This ratio indicated that Council had 7.8 times of unrestricted assets available to service every one dollar of its unrestricted current liabilities.
- Council's unrestricted current ratio increased to 7.8 as at 30 June 2019 (6.1 for 2018) and exceeded the industry benchmark.

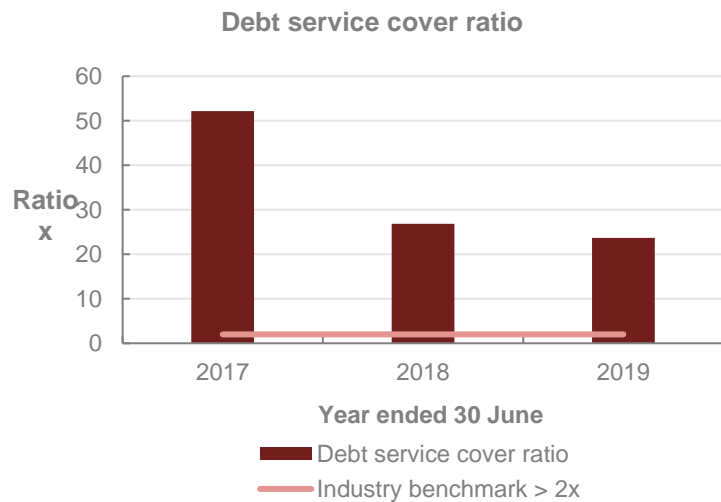
The 'unrestricted current ratio' is specific to local government and represents council's ability to meet its short-term obligations as they fall due. The benchmark set by the former OLG is greater than 1.5 times.



## Debt service cover ratio

- The debt service cover ratio for 2018–19 was 23.7 (26.9 in 2017–18) which is above the industry benchmark.

The 'debt service cover ratio' measures the operating cash to service debt including interest, principal and lease payments. The benchmark set by the former OLG is greater than two times.

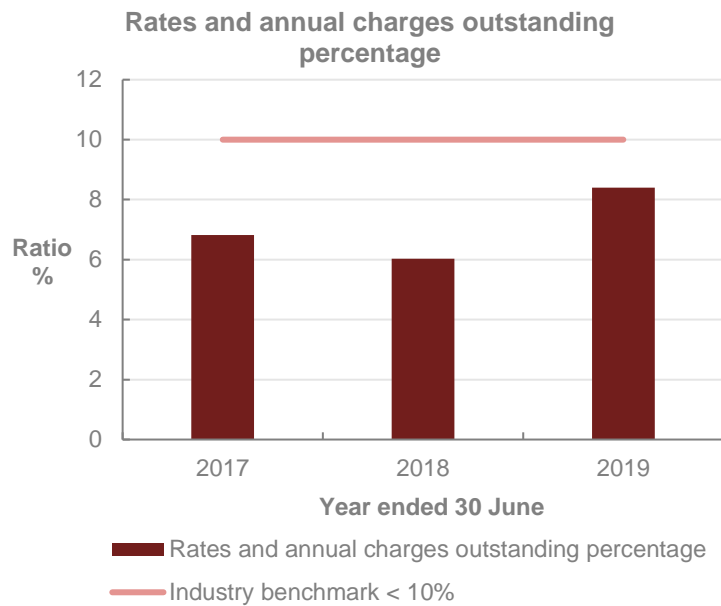




## Rates and annual charges outstanding percentage

- Council's indicator of 8.4 per cent as at 30 June 2019 (6 per cent as at 30 June 2018) met the benchmark.
- Management attribute the deterioration of the ratio this year to hardship caused by the drought.

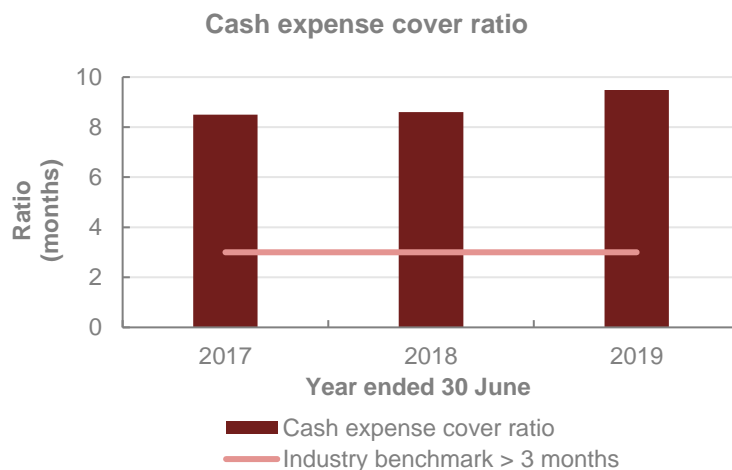
The 'rates and annual charges outstanding percentage' assesses the impact of uncollected rates and annual charges on council's liquidity and the adequacy of debt recovery efforts. The benchmark set by the former OLG is less than 10 per cent for regional and rural councils.



## Cash expense cover ratio

- Council's cash expense cover ratio of 9.5 months for 2018–19 (8.6 months for 2017–18) exceeded the benchmark.

This liquidity ratio indicates the number of months the council can continue paying for its immediate expenses without additional cash inflow. The benchmark set by the former OLG is greater than three months.



## Infrastructure, property, plant and equipment renewals

- Council's asset renewal additions for the year were \$3.8 million compared to \$4 million for the prior year.
- Renewals primarily consisted of roads, other structures and plant.
- The level of asset renewals during the year represented 95 percent of the total depreciation expense (\$4 million) for the year.

## OTHER MATTERS

### New accounting standards implemented

Application period	Overview
<b>AASB 9 'Financial Instruments' and revised AASB 7 'Financial Instruments: Disclosures'</b>	
For the year ended 30 June 2019	<p>AASB 9 replaces AASB 139 'Financial Instruments: Recognition and Measurement' and changes the way financial instruments are treated for financial reporting.</p> <p>Key changes include:</p> <ul style="list-style-type: none"><li>• a simplified model for classifying and measuring financial assets</li><li>• a new method for calculating impairment</li><li>• a new type of hedge accounting that more closely aligns with risk management.</li></ul> <p>The revised AASB 7 includes new disclosures as a result of AASB 9.</p> <p>The impact of adopting AASB 9 is disclosed in Notes 6 and 7.</p>

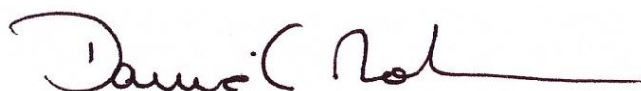
### Legislative compliance

My audit procedures did not identify any instances of non-compliance with legislative requirements or a material deficiency in the Council's accounting records or financial statements. The Council's:

- accounting records were maintained in a manner and form to allow the GPFS to be prepared and effectively audited
- staff provided all accounting records and information relevant to the audit.

The Council's:

- accounting records were maintained in a manner and form that facilitated the preparation and the effective audit of the general purpose financial statements
- staff provided all accounting records and information relevant to the audit.



David Nolan  
Director, Financial Audit Services

Delegate of the Auditor-General for New South Wales

cc: Derek Francis, General Manager  
Jim Betts, Secretary of the Department of Planning, Industry and Environment

# Bogan Shire Council

SPECIAL PURPOSE FINANCIAL STATEMENTS  
for the year ended 30 June 2019

---



*Comfortable Country Living*

## Bogan Shire Council

### Special Purpose Financial Statements

for the year ended 30 June 2019

Contents	Page
<b>Statement by Councillors and Management</b>	2
<b>Special Purpose Financial Statements:</b>	
Income Statement – Water Supply Business Activity	3
Income Statement – Sewerage Business Activity	4
Statement of Financial Position – Water Supply Business Activity	5
Statement of Financial Position – Sewerage Business Activity	6
<b>Note 1 – Significant accounting policies</b>	7
<b>Auditor’s Report</b>	10

---

#### Background

- (i) These Special Purpose Financial Statements have been prepared for the use by both Council and the Office of Local Government in fulfilling their requirements under National Competition Policy.
  - (ii) The principle of competitive neutrality is based on the concept of a 'level playing field' between persons/entities competing in a market place, particularly between private and public sector competitors.  
  
Essentially, the principle is that government businesses, whether Commonwealth, state or local, should operate without net competitive advantages over other businesses as a result of their public ownership.
  - (iii) For Council, the principle of competitive neutrality and public reporting applies only to declared business activities.  
  
These include **(a)** those activities classified by the Australian Bureau of Statistics as business activities being water supply, sewerage services, abattoirs, gas production and reticulation, and **(b)** those activities with a turnover of more than \$2 million that Council has formally declared as a business activity (defined as Category 1 activities).
  - (iv) In preparing these financial statements for Council's self-classified Category 1 businesses and ABS-defined activities, councils must **(a)** adopt a corporatisation model and **(b)** apply full cost attribution including tax-equivalent regime payments and debt guarantee fees (where the business benefits from Council's borrowing position by comparison with commercial rates).
-

## Bogan Shire Council

### Special Purpose Financial Statements for the year ended 30 June 2019

### Statement by Councillors and Management made pursuant to the Local Government Code of Accounting Practice and Financial Reporting

The attached Special Purpose Financial Statements have been prepared in accordance with:

- the NSW Government Policy Statement '*Application of National Competition Policy to Local Government*',
- the Division of Local Government Guidelines '*Pricing and Costing for Council Businesses: A Guide to Competitive Neutrality*',
- the Local Government Code of Accounting Practice and Financial Reporting,
- the NSW Office of Water *Best-Practice Management of Water and Sewerage Guidelines*.

To the best of our knowledge and belief, these financial statements:

- present fairly the operating result and financial position for each of Council's declared business activities for the year, and
- accord with Council's accounting and other records.
- present overhead reallocation charges to the water and sewerage businesses as fair and reasonable.

We are not aware of any matter that would render these statements false or misleading in any way.

Signed in accordance with a resolution of Council made on 22 August 2019.



R L Donald OAM  
Mayor  
22 August 2019



G R J Neill  
Councillor  
22 August 2019



D A Francis  
General manager  
22 August 2019



S A Waterhouse  
Responsible accounting officer  
22 August 2019

## Bogan Shire Council

## Income Statement of Council's Water Supply Business Activity

for the year ended 30 June 2019

	2019 \$ '000	2018 \$ '000
<b>Income from continuing operations</b>		
Access charges	837	780
User charges	1,494	1,479
Interest	26	2
Grants and contributions provided for non-capital purposes	515	763
Other income	10	4
<b>Total income from continuing operations</b>	<b>2,882</b>	<b>3,028</b>
<b>Expenses from continuing operations</b>		
Employee benefits and on-costs	391	410
Materials and contracts	1,342	2,000
Depreciation, amortisation and impairment	448	436
Water purchase charges	614	153
Loss on sale of assets	9	49
Other expenses	2	3
<b>Total expenses from continuing operations</b>	<b>2,806</b>	<b>3,051</b>
<b>Surplus (deficit) from continuing operations before capital amounts</b>	<b>76</b>	<b>(23)</b>
Grants and contributions provided for capital purposes	1,541	7,370
<b>Surplus (deficit) from continuing operations after capital amounts</b>	<b>1,617</b>	<b>7,347</b>
<b>Surplus (deficit) from all operations before tax</b>	<b>1,617</b>	<b>7,347</b>
Less: corporate taxation equivalent (27.5%) [based on result before capital]	(21)	–
<b>SURPLUS (DEFICIT) AFTER TAX</b>	<b>1,596</b>	<b>7,347</b>
<b>Plus accumulated surplus</b>	13,658	6,311
<b>Plus adjustments for amounts unpaid:</b>		
– Corporate taxation equivalent	21	–
<b>Closing accumulated surplus</b>	<b>15,275</b>	<b>13,658</b>
<b>Return on capital %</b>	<b>0.2%</b>	<b>-0.1%</b>
<b>Subsidy from Council</b>	<b>349</b>	<b>828</b>
<b>Calculation of dividend payable:</b>		
Surplus (deficit) after tax	1,596	7,347
Less: capital grants and contributions (excluding developer contributions)	(1,541)	(7,370)
<b>Surplus for dividend calculation purposes</b>	<b>55</b>	<b>–</b>
<b>Potential dividend calculated from surplus</b>	<b>28</b>	<b>–</b>

## Bogan Shire Council

Income Statement of Council's Sewerage Business Activity  
for the year ended 30 June 2019

	2019 \$ '000	2018 \$ '000
<b>Income from continuing operations</b>		
Access charges	445	444
User charges	188	183
Liquid trade waste charges	3	–
Interest	36	40
Grants and contributions provided for non-capital purposes	9	8
Other income	9	2
<b>Total income from continuing operations</b>	<b>690</b>	<b>677</b>
<b>Expenses from continuing operations</b>		
Employee benefits and on-costs	129	122
Materials and contracts	531	464
Depreciation, amortisation and impairment	165	162
Loss on sale of assets	9	2
Other expenses	16	20
<b>Total expenses from continuing operations</b>	<b>850</b>	<b>770</b>
<b>Surplus (deficit) from continuing operations before capital amounts</b>	<b>(160)</b>	<b>(93)</b>
<b>Surplus (deficit) from continuing operations after capital amounts</b>	<b>(160)</b>	<b>(93)</b>
<b>Surplus (deficit) from all operations before tax</b>	<b>(160)</b>	<b>(93)</b>
Less: corporate taxation equivalent (27.5%) [based on result before capital]	–	–
<b>SURPLUS (DEFICIT) AFTER TAX</b>	<b>(160)</b>	<b>(93)</b>
<b>Plus accumulated surplus</b>	<b>7,352</b>	<b>7,445</b>
<b>Closing accumulated surplus</b>	<b>7,192</b>	<b>7,352</b>
<b>Return on capital %</b>	<b>-1.7%</b>	<b>-1.0%</b>
<b>Subsidy from Council</b>	<b>283</b>	<b>337</b>
<b>Calculation of dividend payable:</b>		
Surplus (deficit) after tax	(160)	(93)
Less: capital grants and contributions (excluding developer contributions)	–	–
<b>Surplus for dividend calculation purposes</b>	<b>–</b>	<b>–</b>
<b>Potential dividend calculated from surplus</b>	<b>–</b>	<b>–</b>

## Bogan Shire Council

Statement of Financial Position – Council's Water Supply Business Activity  
as at 30 June 2019

	2019 \$ '000	2018 \$ '000
<b>ASSETS</b>		
<b>Current assets</b>		
Cash and cash equivalents	1,141	–
Receivables	462	2,012
<b>Total current assets</b>	<b>1,603</b>	<b>2,012</b>
<b>Non-current assets</b>		
Receivables	83	99
Infrastructure, property, plant and equipment	32,198	30,593
<b>Total non-current assets</b>	<b>32,281</b>	<b>30,692</b>
<b>TOTAL ASSETS</b>	<b>33,884</b>	<b>32,704</b>
<b>LIABILITIES</b>		
<b>Current liabilities</b>		
Bank overdraft	–	824
Payables	26	11
<b>Total current liabilities</b>	<b>26</b>	<b>835</b>
<b>Total non-current liabilities</b>	<b>–</b>	<b>–</b>
<b>TOTAL LIABILITIES</b>	<b>26</b>	<b>835</b>
<b>NET ASSETS</b>	<b>33,858</b>	<b>31,869</b>
<b>EQUITY</b>		
Accumulated surplus	15,275	13,658
Revaluation reserves	18,583	18,211
<b>TOTAL EQUITY</b>	<b>33,858</b>	<b>31,869</b>



## Bogan Shire Council

Statement of Financial Position – Council's Sewerage Business Activity  
as at 30 June 2019

	2019 \$ '000	2018 \$ '000
<b>ASSETS</b>		
<b>Current assets</b>		
Cash and cash equivalents	2,309	1,646
Investments	–	1,000
Receivables	63	69
<b>Total current Assets</b>	<b>2,372</b>	<b>2,715</b>
<b>Non-current assets</b>		
Receivables	26	12
Infrastructure, property, plant and equipment	9,293	9,293
Other	325	–
<b>Total non-current assets</b>	<b>9,644</b>	<b>9,305</b>
<b>TOTAL ASSETS</b>	<b>12,016</b>	<b>12,020</b>
<b>LIABILITIES</b>		
<b>Current liabilities</b>		
Payables	11	3
<b>Total current liabilities</b>	<b>11</b>	<b>3</b>
<b>Total non-current liabilities</b>	<b>–</b>	<b>–</b>
<b>TOTAL LIABILITIES</b>	<b>11</b>	<b>3</b>
<b>NET ASSETS</b>	<b>12,005</b>	<b>12,017</b>
<b>EQUITY</b>		
Accumulated surplus	7,192	7,352
Revaluation reserves	4,813	4,665
<b>TOTAL EQUITY</b>	<b>12,005</b>	<b>12,017</b>

## Bogan Shire Council

### Notes to the Special Purpose Financial Statements for the year ended 30 June 2019

#### Note 1. Significant accounting policies

---

A statement summarising the supplemental accounting policies adopted in the preparation of the Special Purpose Financial Statements (SPFS) for National Competition Policy (NCP) reporting purposes follows.

These financial statements are SPFS prepared for use by Council and the Office of Local Government. For the purposes of these statements, the Council is a non-reporting not-for-profit entity.

The figures presented in these Special Purpose Financial Statements have been prepared in accordance with the recognition and measurement criteria of relevant Australian Accounting Standards, other authoritative pronouncements of the Australian Accounting Standards Board (AASB) and Australian Accounting Interpretations.

The disclosures in these Special Purpose Financial Statements have been prepared in accordance with the *Local Government Act 1993 (NSW)*, the *Local Government (General) Regulation 2005*, and the Local Government Code of Accounting Practice and Financial Reporting.

The statements are prepared on an accruals basis. They are based on historic costs and do not take into account changing money values or, except where specifically stated, fair values of non-current assets. Certain taxes and other costs, appropriately described, have been imputed for the purposes of the National Competition Policy.

The Statement of Financial Position includes notional assets/liabilities receivable from/payable to Council's general fund. These balances reflect a notional intra-entity funding arrangement with the declared business activities.

#### National Competition Policy

Council has adopted the principle of 'competitive neutrality' in its business activities as part of the National Competition Policy which is being applied throughout Australia at all levels of government.

The framework for its application is set out in the June 1996 NSW government policy statement titled 'Application of National Competition Policy to Local Government'.

The *Pricing and Costing for Council Businesses, A Guide to Competitive Neutrality* issued by the Office of Local Government in July 1997 has also been adopted.

The pricing and costing guidelines outline the process for identifying and allocating costs to activities and provide a standard for disclosure requirements.

These disclosures are reflected in Council's pricing and/or financial reporting systems and include taxation equivalents, Council subsidies and returns on investments (rate of return and dividends paid).

#### Declared business activities

In accordance with *Pricing and Costing for Council Businesses – A Guide to Competitive Neutrality*, Council has declared that the following are to be considered as business activities:

#### Category 1 – Business activities with gross operating turnover more than \$2 million

##### a. Bogan Shire Council Combined Water Supplies

*Water supply operations servicing the town of Nyngan and the villages of Hermidale, Girilambone and Coolabah.*

## Bogan Shire Council

### Notes to the Special Purpose Financial Statements for the year ended 30 June 2019

#### Note 1. Significant accounting policies (continued)

---

##### Category 2 – Business activities with gross operating turnover less than \$2 million

##### **b. Bogan Shire Council Sewerage Service**

*Sewerage reticulation and treatment operations and net assets servicing the town of Nyngan.*

##### **Monetary amounts**

Amounts shown in the financial statements are in Australian currency and rounded to the nearest thousand dollars.

##### *(i) Taxation-equivalent charges*

Council is liable to pay various taxes and financial duties. Where this is the case, they are disclosed as a cost of operations just like all other costs.

However, where Council does not pay some taxes which are generally paid by private sector businesses, such as income tax, these equivalent tax payments have been applied to all Council-nominated business activities and are reflected in Special Purpose Financial Statements.

For the purposes of disclosing comparative information relevant to the private sector equivalent, the following taxation equivalents have been applied to all Council-nominated business activities (this does not include Council's non-business activities):

##### **Notional rate applied (%)**

Corporate income tax rate – **27.5%**

Payroll tax – **5.45%** on the value of taxable salaries and wages in excess of \$850,000.

In accordance with Department of Industry (DoI) – Water guidelines, a payment for the amount calculated as the annual tax equivalent charges (excluding income tax) must be paid from water supply and sewerage business activities.

The payment of taxation equivalent charges, referred to in the DoI – Water guidelines to as a 'dividend for taxation equivalent', may be applied for any purpose allowed under the *Local Government Act, 1993*.

Achievement of substantial compliance to the DoI – Water guidelines is not a prerequisite for the payment of the tax equivalent charges, however the payment must not exceed \$3 per assessment.

##### **Income tax**

An income tax equivalent has been applied on the profits of the business activities.

Whilst income tax is not a specific cost for the purpose of pricing a good or service, it needs to be taken into account in terms of assessing the rate of return required on capital invested.

Accordingly, the return on capital invested is set at a pre-tax level - gain/(loss) from ordinary activities before capital amounts, as would be applied by a private sector competitor. That is, it should include a provision equivalent to the corporate income tax rate, currently 30%.

Income tax is only applied where a gain/ (loss) from ordinary activities before capital amounts has been achieved.

## Bogan Shire Council

### Notes to the Special Purpose Financial Statements for the year ended 30 June 2019

#### Note 1. Significant accounting policies (continued)

Since the taxation equivalent is notional – that is, it is payable to Council as the ‘owner’ of business operations - it represents an internal payment and has no effect on the operations of the Council. Accordingly, there is no need for disclosure of internal charges in the SPFS.

The rate applied of 30% is the equivalent company tax rate prevalent at reporting date. No adjustments have been made for variations that have occurred during the year.

##### Local government rates and charges

A calculation of the equivalent rates and charges payable on all category 1 businesses has been applied to all land assets owned or exclusively used by the business activity.

##### Loan and debt guarantee fees

The debt guarantee fee is designed to ensure that council business activities face ‘true’ commercial borrowing costs in line with private sector competitors.

In order to calculate a debt guarantee fee, Council has determined what the differential borrowing rate would have been between the commercial rate and Council’s borrowing rate for its business activities.

##### (ii) Subsidies

Government policy requires that subsidies provided to customers, and the funding of those subsidies, must be explicitly disclosed.

Subsidies occur when Council provides services on a less-than-cost-recovery basis. This option is exercised on a range of services in order for Council to meet its community service obligations.

The overall effect of subsidies is contained within the Income Statement of each reported business activity.

##### (iii) Return on investments (rate of return)

The NCP policy statement requires that councils with Category 1 businesses ‘would be expected to generate a return on capital funds employed that is comparable to rates of return for private businesses operating in a similar field’.

Such funds are subsequently available for meeting commitments or financing future investment strategies.

The actual rate of return achieved by each business activity is disclosed at the foot of each respective Income Statement.

The rate of return is calculated as follows:

$$\frac{\text{Operating result before capital income + interest expense}}{\text{Written down value of I,PP\&E as at 30 June}}$$

As a minimum, business activities should generate a return equal to the Commonwealth 10 year bond rate which is 1.32% at 30/6/19.

##### (iv) Dividends

Council is not required to pay dividends to either itself (as owner of a range of businesses) or to any external entities.



**INDEPENDENT AUDITOR'S REPORT**  
**Report on the special purpose financial statements**  
**Bogan Shire Council**

To the Councillors of the Bogan Shire Council

## **Opinion**

I have audited the accompanying special purpose financial statements (the financial statements) of Bogan Shire Council's (the Council) declared business activities, which comprise the Income Statement of each declared business activity for the year ended 30 June 2019, the Statement of Financial Position of each declared business activity as at 30 June 2019, Note 1 Significant accounting policies for the business activities declared by Council, and the Statement by Councillors and Management.

The declared business activities of the Council are:

- Water Supply Business
- Sewerage Business.

In my opinion, the financial statements present fairly, in all material respects, the financial position of the Council's declared business activities as at 30 June 2019, and its financial performance for the year then ended, in accordance with the Australian Accounting Standards described in Note 1 and the Local Government Code of Accounting Practice and Financial Reporting – update number 27 (LG Code).

My opinion should be read in conjunction with the rest of this report.

## **Basis for Opinion**

I conducted my audit in accordance with Australian Auditing Standards. My responsibilities under the standards are described in the 'Auditor's Responsibilities for the Audit of the Financial Statements' section of my report.

I am independent of the Council in accordance with the requirements of the:

- Australian Auditing Standards
- Accounting Professional and Ethical Standards Board's APES 110 'Code of Ethics for Professional Accountants' (APES 110).

I have fulfilled my other ethical responsibilities in accordance with APES 110.

Parliament promotes independence by ensuring the Auditor-General and the Audit Office of New South Wales are not compromised in their roles by:

- providing that only Parliament, and not the executive government, can remove an Auditor-General
- mandating the Auditor-General as the auditor of councils
- precluding the Auditor-General from providing non-audit services.

I believe the audit evidence I have obtained is sufficient and appropriate to provide a basis for my audit opinion.

## **Emphasis of Matter - Basis of Accounting**

Without modifying my opinion, I draw attention to Note 1 to the financial statements which describes the basis of accounting. The financial statements have been prepared for the purpose of fulfilling the Council's financial reporting responsibilities under the LG Code. As a result, the financial statements may not be suitable for another purpose.

## **Other Information**

The Council's annual report for the year ended 30 June 2019 includes other information in addition to the financial statements and my Independent Auditor's Report thereon. The Councillors are responsible for the other information. At the date of this Independent Auditor's Report, the other information I have received comprise the general purpose financial statements and Special Schedules (the Schedules).

My opinion on the financial statements does not cover the other information. Accordingly, I do not express any form of assurance conclusion on the other information. However, as required by the *Local Government Act 1993*, I have separately expressed an opinion on the general purpose financial statements and Special Schedule 'Permissible income for general rates'.

In connection with my audit of the financial statements, my responsibility is to read the other information and, in doing so, consider whether the other information is materially inconsistent with the financial statements or my knowledge obtained in the audit, or otherwise appears to be materially misstated.

If, based on the work I have performed, I conclude there is a material misstatement of the other information, I must report that fact.

I have nothing to report in this regard.

## **The Councillors' Responsibilities for the Financial Statements**

The Councillors are responsible for the preparation and fair presentation of the financial statements and for determining that the accounting policies, described in Note 1 to the financial statements, are appropriate to meet the requirements in the LG Code. The Councillors' responsibility also includes such internal control as the Councillors determine is necessary to enable the preparation and fair presentation of the financial statements that are free from material misstatement, whether due to fraud or error.

In preparing the financial statements, the Councillors are responsible for assessing the Council's ability to continue as a going concern, disclosing, as applicable, matters related to going concern and using the going concern basis of accounting, unless it is not appropriate to do so.

## **Auditor's Responsibilities for the Audit of the Financial Statements**

My objectives are to:

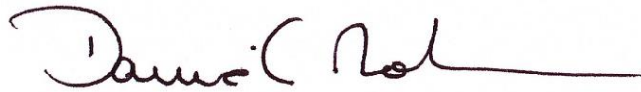
- obtain reasonable assurance about whether the financial statements as a whole are free from material misstatement, whether due to fraud or error
- issue an Independent Auditor's Report including my opinion.

Reasonable assurance is a high level of assurance, but does not guarantee an audit conducted in accordance with Australian Auditing Standards will always detect material misstatements. Misstatements can arise from fraud or error. Misstatements are considered material if, individually or in aggregate, they could reasonably be expected to influence the economic decisions users take based on the financial statements.

A description of my responsibilities for the audit of the financial statements is located at the Auditing and Assurance Standards Board website at: [www.auasb.gov.au/auditors\\_responsibilities/ar4.pdf](http://www.auasb.gov.au/auditors_responsibilities/ar4.pdf). The description forms part of my auditor's report.

My opinion does not provide assurance:

- that the Council carried out its activities effectively, efficiently and economically
- about the security and controls over the electronic publication of the audited financial statements on any website where they may be presented
- about any other information which may have been hyperlinked to/from the financial statements.

A handwritten signature in black ink, appearing to read "David Nolan". The signature is fluid and cursive, with a long horizontal stroke extending to the right.

David Nolan  
Director, Financial Audit Services

Delegate of the Auditor-General for New South Wales

8 October 2019  
SYDNEY

# Bogan Shire Council

SPECIAL SCHEDULES

for the year ended 30 June 2019

---



*Comfortable Country Living*



# Bogan Shire Council

## Special Schedules

for the year ended 30 June 2019

### Contents

Page

#### **Special Schedules**

**Permissible income for general rates**

2

**Report on Infrastructure Assets**

Report on Infrastructure Assets as at 30 June 2019

6

Infrastructure asset performance indicators (consolidated)

10

Infrastructure asset performance indicators (by fund)

11

## Bogan Shire Council

### Permissible income for general rates for the year ended 30 June 2020

\$'000		Calculation 2019/20	Calculation 2018/19
<b>Notional general income calculation <sup>(1)</sup></b>			
Last year notional general income yield	a	2,856	2,808
Plus or minus adjustments <sup>(2)</sup>	b	65	(11)
<b>Notional general income</b>	<b>c = (a + b)</b>	<b>2,921</b>	<b>2,797</b>
<b>Permissible income calculation</b>			
Special variation percentage <sup>(3)</sup>	d	0.00%	0.00%
Or rate peg percentage	e	2.70%	2.30%
Or crown land adjustment (incl. rate peg percentage)	f	0.00%	0.00%
Less expiring special variation amount	g	—	—
Plus special variation amount	h = d x (c - g)	—	—
Or plus rate peg amount	i = c x e	79	64
Or plus Crown land adjustment and rate peg amount	j = c x f	—	—
<b>Sub-total</b>	<b>k = (c + g + h + i + j)</b>	<b>3,000</b>	<b>2,861</b>
Plus (or minus) last year's carry forward total	l	6	1
Less valuation objections claimed in the previous year	m	—	—
<b>Sub-total</b>	<b>n = (l + m)</b>	<b>6</b>	<b>1</b>
<b>Total permissible income</b>	<b>o = k + n</b>	<b>3,006</b>	<b>2,862</b>
Less notional general income yield	p	2,913	2,856
<b>Catch-up or (excess) result</b>	<b>q = o - p</b>	<b>93</b>	<b>6</b>
Plus income lost due to valuation objections claimed <sup>(4)</sup>	r	—	—
Less unused catch-up <sup>(5)</sup>	s	—	—
<b>Carry forward to next year</b>	<b>t = q + r - s</b>	<b>93</b>	<b>6</b>

#### Notes

- (1) The notional general income will not reconcile with rate income in the financial statements in the corresponding year. The statements are reported on an accrual accounting basis which include amounts that relate to prior years' rates income.
- (2) Adjustments account for changes in the number of assessments and any increase or decrease in land value occurring during the year. The adjustments are called 'supplementary valuations' as defined in the *Valuation of Land Act 1916*.
- (3) The 'special variation percentage' is inclusive of the rate peg percentage and where applicable Crown land adjustment.
- (4) Valuation objections are unexpected changes in land values as a result of land owners successfully objecting to the land value issued by the Valuer-General. Councils can claim the value of the income lost due to valuation objections in any single year.
- (5) Unused catch-up amounts will be deducted if they are not caught up within 2 years. Usually councils will have a nominal carry forward figure. These amounts can be adjusted for in setting the rates in a future year.
- (6) Carry forward amounts which are in excess (an amount that exceeds the permissible income) require Ministerial approval by order published in the *NSW Government Gazette* in accordance with section 512 of the *Local Government Act 1993*. The OLG will extract these amounts from Council's permissible income from general rates in the financial data return (FDR) to administer this process.



## INDEPENDENT AUDITOR'S REPORT

### Special Schedule - Permissible income for general rates

#### Bogan Shire Council

To the Councillors of Bogan Shire Council

### Opinion

I have audited the accompanying Special Schedule – Permissible income for general rates (the Schedule) of Bogan Shire Council (the Council) for the year ending 30 June 2020.

In my opinion, the Schedule is prepared, in all material respects in accordance with the requirements of the Local Government Code of Accounting Practice and Financial Reporting – update number 27 (LG Code), and is in accordance with the books and records of the Council.

My opinion should be read in conjunction with the rest of this report.

### Basis for Opinion

I conducted my audit in accordance with Australian Auditing Standards. My responsibilities under the standards are described in the 'Auditor's Responsibilities for the Audit of the Schedule' section of my report.

I am independent of the Council in accordance with the requirements of the:

- Australian Auditing Standards
- Accounting Professional and Ethical Standards Board's APES 110 'Code of Ethics for Professional Accountants' (APES 110).

I have fulfilled my other ethical responsibilities in accordance with APES 110.

Parliament promotes independence by ensuring the Auditor-General and the Audit Office of New South Wales are not compromised in their roles by:

- providing that only Parliament, and not the executive government, can remove an Auditor-General
- mandating the Auditor-General as auditor of councils
- precluding the Auditor-General from providing non-audit services.

I believe that the audit evidence I have obtained is sufficient and appropriate to provide a basis for my audit opinion.

### Emphasis of Matter - Basis of Accounting

Without modifying my opinion, I draw attention to the special purpose framework used to prepare the Schedule. The Schedule has been prepared for the purpose of fulfilling the Council's reporting obligations under the LG Code. As a result, the Schedule may not be suitable for another purpose.

## **Other Information**

The Council's annual report for the year ended 30 June 2019 includes other information in addition to the Schedule and my Independent Auditor's Report thereon. The Councillors are responsible for the other information. At the date of this Independent Auditor's Report, the other information I have received comprise the general purpose financial statements, special purpose financial statements and Special Schedule 'Report on infrastructure assets as at 30 June 2019'.

My opinion on the Schedule does not cover the other information. Accordingly, I do not express any form of assurance conclusion on the other information. However, as required by the *Local Government Act 1993*, I have separately expressed an opinion on the general purpose financial statements and the special purpose financial statements].

In connection with my audit of the Schedule, my responsibility is to read the other information and, in doing so, consider whether the other information is materially inconsistent with the Schedule or my knowledge obtained in the audit, or otherwise appears to be materially misstated.

If, based on the work I have performed, I conclude there is a material misstatement of the other information, I must report that fact.

I have nothing to report in this regard.

## **The Councillors' Responsibilities for the Schedule**

The Councillors are responsible for the preparation of the Schedule in accordance with the LG Code. The Councillors' responsibility also includes such internal control as the Councillors determine is necessary to enable the preparation of the Schedule that is free from material misstatement, whether due to fraud or error.

In preparing the Schedule, the Councillors are responsible for assessing the Council's ability to continue as a going concern, disclosing, as applicable, matters related to going concern and using the going concern basis of accounting, unless it is not appropriate to do so.

## **Auditor's Responsibilities for the Audit of the Schedule**

My objectives are to:

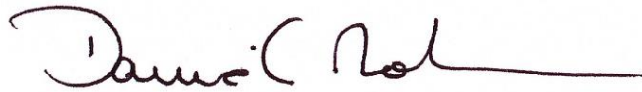
- obtain reasonable assurance whether the Schedule as a whole is free from material misstatement, whether due to fraud or error
- issue an Independent Auditor's Report including my opinion.

Reasonable assurance is a high level of assurance, but does not guarantee an audit conducted in accordance with Australian Auditing Standards will always detect material misstatements. Misstatements can arise from fraud or error. Misstatements are considered material if, individually or in aggregate, they could reasonably be expected to influence the economic decisions users take based on the Schedule.

A description of my responsibilities for the audit of the Schedule is located at the Auditing and Assurance Standards Board website at: [www.auasb.gov.au/auditors\\_responsibilities/ar8.pdf](http://www.auasb.gov.au/auditors_responsibilities/ar8.pdf). The description forms part of my auditor's report.

My opinion does not provide assurance:

- that the Council carried out its activities effectively, efficiently and economically
- about the security and controls over the electronic publication of the audited Schedule on any website where it may be presented
- about any other information which may have been hyperlinked to/from the Schedule.

A handwritten signature in black ink that reads "David Nolan". The signature is written in a cursive style with a long horizontal line extending to the right.

David Nolan  
Director, Financial Audit Services

Delegate of the Auditor-General for New South Wales

8 October 2019  
SYDNEY

## Bogan Shire Council

## Report on Infrastructure Assets as at 30 June 2019

\$'000

Asset class	Asset category	Estimated cost to bring assets to satisfactory standard	Estimated cost to bring to the agreed level of service set by Council	2018/19 Required maintenance <sup>a</sup>	2018/19 Actual maintenance	Net carrying amount	Gross replacement cost (GRC)	Assets in condition as a percentage of gross replacement cost					
								1	2	3	4	5	
Buildings	Environment	2	2	2	4	27	34		100%				0%
	Community Services & Education	31	31	31	19	1,306	2,046	65%	0%	13%			22%
	Housing & Community Amenities	21	21	21	183	2,044	3,072	40%	0%	50%	10%		0%
	Recreation & Culture	600	600	600	111	7,598	20,600	55%	25%	5%	2%		13%
	Transport & Communication	25	25	25	44	1,497	3,121	20%		80%			0%
	Admin Buildings	15	15	15		563	955		99%		2%		0%
	Public Order & Safety	21	21	21	16	761	1,057	96%		4%			0%
	Health	9	9	9	13	1,654	2,119	73%		28%			0%
	Governance	140	80	80	5	224	1,032			100%			0%
	<b>Sub-total</b>	<b>864</b>	<b>804</b>	<b>804</b>	<b>395</b>	<b>15,674</b>	<b>34,036</b>	<b>50.1%</b>	<b>18.0%</b>	<b>20.5%</b>	<b>2.2%</b>		<b>9.2%</b>
Other structures	Public Order & Safety	7				15	16	5%	40%	55%			0%
	Environment					184	214	5%	40%	55%			0%
	Recreation & Other Culture	600	600	600	613	1,822	2,525	45%		55%			0%
	Transport & Communication	5	5	5		36	72	5%	40%	55%			0%
	Other Economic Affairs					222	776	55%	0%	45%			0%
	<b>Sub-total</b>	<b>612</b>	<b>605</b>	<b>605</b>	<b>613</b>	<b>2,279</b>	<b>3,603</b>	<b>43.8%</b>	<b>3.4%</b>	<b>52.8%</b>	<b>0.0%</b>		<b>0.0%</b>

## Bogan Shire Council

## Report on Infrastructure Assets as at 30 June 2019 (continued)

\$'000

Asset class	Asset category	Estimated cost to bring assets to satisfactory standard	Estimated cost to bring to the agreed level of service set by Council	2018/19 Required maintenance <sup>a</sup>	2018/19 Actual maintenance	Net carrying amount	Gross replacement cost (GRC)	Assets in condition as a percentage of gross replacement cost				
								1	2	3	4	5
Roads	Bridges	20	20			11,667	13,783			97%	3%	0%
	Footpaths	40	40	30	1	2,043	4,097	3%	10%	50%	37%	0%
	Kerb & Gutter	10	10	40		1,538	2,918	0%	0%	99%	1%	0%
	Traffic Management Assets & Bus Shelters	30	30	5	21	643	1,073	1%	5%	60%	31%	3%
	Road Causeways	20	20	10		514	844		53%	22%	22%	3%
	Regional Road Surface	100	100	100		3,028	3,975	25%	35%	30%	2%	8%
	Rural Road Pavement Unsealed	800	800	800	1,222	16,772	19,973	3%	37%	49%	4%	7%
	Town & Village Streets	90	90	300	286	7,136	9,508	1%	31%	67%	1%	0%
	Road Formation/Earthworks					63,710	63,710	100%				0%
	Culverts	75	75	50		16,015	20,696	1%	41%	43%	12%	3%
	Regional Road Pavement Sealed	300	300	350	352	8,613	10,759	5%	0%	95%	0%	0%
	Regional Road Pavement Unsealed	300	300	350	399	1,820	2,200	0%	30%	65%	2%	3%
	Rural Road Pavement Sealed	150	150	200	180	15,744	19,334	2%	2%	94%	1%	1%
	Rural Road Surface	250	250	200	49	5,105	7,063	7%	32%	54%	3%	4%
	Runway & Carparks	90	90	67	25	2,528	2,917	1%	96%	3%	0%	0%
<b>Sub-total</b>		<b>2,275</b>	<b>2,275</b>	<b>2,502</b>	<b>2,535</b>	<b>156,876</b>	<b>182,850</b>	<b>36.7%</b>	<b>14.9%</b>	<b>43.3%</b>	<b>3.5%</b>	<b>1.6%</b>

## Bogan Shire Council

## Report on Infrastructure Assets as at 30 June 2019 (continued)

\$'000

Asset class	Asset category	Estimated cost to bring assets to satisfactory standard	Estimated cost to bring to the agreed level of service set by Council	2018/19 Required maintenance <sup>a</sup>	2018/19 Actual maintenance	Net carrying amount	Gross replacement cost (GRC)	Assets in condition as a percentage of gross replacement cost				
								1	2	3	4	5
Water supply network	Mains	90	90	90	107	8,369	14,928	10%	43%	26%	21%	0%
	Reservoirs & Tanks	20	20	50	112	3,671	5,585	2%	96%	1%		1%
	Pumping Station/s	150	150	130	75	503	940	16%	58%	3%	22%	1%
	Treatment	375	375	130	250	3,206	6,925	1%	42%	30%	27%	0%
	Water Canals	100	100	100	168	6,290	6,290			100%		0%
	Canal Structures	80	80			147	147	100%				0%
	Dams/Weirs	15	15			10,002	10,851	69%	27%		4%	0%
	<b>Sub-total</b>	<b>830</b>	<b>830</b>	<b>500</b>	<b>712</b>	<b>32,188</b>	<b>45,666</b>	<b>20.7%</b>	<b>39.8%</b>	<b>27.0%</b>	<b>12.4%</b>	<b>0.1%</b>
Sewerage network	Pumping Station/s	50	50	50	57	1,753	2,702	1%	93%	5%	1%	0%
	Treatment	130	130	180	182	2,162	2,568	1%	92%	6%	1%	0%
	Reticulation	30	30	50	55	5,378	9,091	1%	77%	22%	0%	0%
	<b>Sub-total</b>	<b>210</b>	<b>210</b>	<b>280</b>	<b>294</b>	<b>9,293</b>	<b>14,361</b>	<b>1.0%</b>	<b>82.7%</b>	<b>15.9%</b>	<b>0.4%</b>	<b>0.0%</b>



## Bogan Shire Council

## Report on Infrastructure Assets as at 30 June 2019 (continued)

\$'000

Asset class	Asset category	Estimated cost to bring assets to satisfactory standard	Estimated cost to bring to the agreed level of service set by Council	2018/19 Required maintenance <sup>a</sup>	2018/19 Actual maintenance	Net carrying amount	Gross replacement cost (GRC)	Assets in condition as a percentage of gross replacement cost					
								1	2	3	4	5	
Stormwater drainage	Open Drain	10	10	10		941	941	100%					0%
	Sign			10		5	11				100%		0%
	Pump Station			10		148	258				100%		0%
	Levee			10	10	6,966	6,966	95%	5%				0%
	Gate					76	89	100%					0%
	<b>Sub-total</b>		<b>10</b>	<b>10</b>	<b>40</b>	<b>10</b>	<b>8,136</b>	<b>8,265</b>	<b>92.5%</b>	<b>4.2%</b>	<b>3.3%</b>	<b>0.0%</b>	<b>0.0%</b>
	<b>TOTAL – ALL ASSETS</b>	<b>4,801</b>	<b>4,734</b>	<b>4,731</b>	<b>4,559</b>	<b>224,446</b>	<b>288,781</b>	<b>35.7%</b>	<b>22.1%</b>	<b>35.6%</b>	<b>4.4%</b>	<b>2.1%</b>	

## Notes:

a Required maintenance is the amount identified in Council's asset management plans.

## Infrastructure asset condition assessment 'key'

1	<b>Excellent/very good</b>	No work required (normal maintenance)
2	<b>Good</b>	Only minor maintenance work required
3	<b>Satisfactory</b>	Maintenance work required
4	<b>Poor</b>	Renewal required
5	<b>Very poor</b>	Urgent renewal/upgrading required

## Bogan Shire Council

Report on Infrastructure Assets (continued)  
for the year ended 30 June 2019

	Amounts 2019	Indicator 2019	Prior periods		Benchmark
			2018	2017	
<b>Infrastructure asset performance indicators * consolidated</b>					
<b>1. Buildings and infrastructure renewals ratio <sup>(1)</sup></b>					
Asset renewals <sup>(2)</sup>	<u>2,480</u>	<b>67.57%</b>	61.91%	67.75%	>= 100%
Depreciation, amortisation and impairment	<u>3,670</u>				
<b>2. Infrastructure backlog ratio <sup>(1)</sup></b>					
Estimated cost to bring assets to a satisfactory standard	<u>4,801</u>	<b>2.14%</b>	2.29%	1.98%	< 2.00%
Net carrying amount of infrastructure assets	<u>224,446</u>				
<b>3. Asset maintenance ratio</b>					
Actual asset maintenance	<u>4,559</u>	<b>96.36%</b>	99.17%	93.46%	> 100%
Required asset maintenance	<u>4,731</u>				
<b>4. Cost to bring assets to agreed service level</b>					
Estimated cost to bring assets to an agreed service level set by Council	<u>4,734</u>	<b>1.64%</b>	1.79%	2.24%	
Gross replacement cost	<u>288,781</u>				

## Notes

\* All asset performance indicators are calculated using the asset classes identified in the previous table.

(1) Excludes Work In Progress (WIP)

(2) Asset renewals represent the replacement and/or refurbishment of existing assets to an equivalent capacity/performance as opposed to the acquisition of new assets (or the refurbishment of old assets) that increases capacity/performance.

## Bogan Shire Council

## Report on Infrastructure Assets (continued)

for the year ended 30 June 2019

	General indicators <sup>(1)</sup>		Water indicators		Sewer indicators		Benchmark
	2019	2018	2019	2018	2019	2018	
<b>Infrastructure asset performance indicators by fund</b>							
<b>1. Buildings and infrastructure renewals ratio <sup>(2)</sup></b>							
Asset renewals <sup>(3)</sup>	<b>74.62%</b>	67.76%	<b>40.85%</b>	49.77%	<b>9.70%</b>	0.00%	>= 100%
Depreciation, amortisation and impairment							
<b>2. Infrastructure backlog ratio <sup>(2)</sup></b>							
Estimated cost to bring assets to a satisfactory standard	<b>2.06%</b>	1.72%	<b>2.58%</b>	5.09%	<b>2.26%</b>	6.39%	< 2.00%
Net carrying amount of infrastructure assets							
<b>3. Asset maintenance ratio</b>							
Actual asset maintenance	<b>89.93%</b>	105.56%	<b>142.40%</b>	82.65%	<b>105.00%</b>	59.15%	> 100%
Required asset maintenance							
<b>4. Cost to bring assets to agreed service level</b>							
Estimated cost to bring assets to an agreed service level set by Council	<b>1.61%</b>	1.39%	<b>1.82%</b>	3.28%	<b>1.46%</b>	4.21%	
Gross replacement cost							

**Notes**

- (1) General fund refers to all of Council's activities except for its water and sewer activities which are listed separately.
- (2) Excludes Work In Progress (WIP)
- (3) Asset renewals represent the replacement and/or refurbishment of existing assets to an equivalent capacity/performance as opposed to the acquisition of new assets (or the refurbishment of old assets) that increases capacity/performance.

# Annexure Two Objectives and Performance



**This page has been intentionally left blank**



**Key - Status**

NS: Not Started

NP: Not Progressing

PNI: Progressing no Issues

PWI: Progressing with Issues

C: Completed

**Only add a very brief comment for activities that have the following status:**

(NS), (NP) or (PWI).

**No comment is required for C (Completed) or PNI (Progressing no Issues) activities.****Strategy 1.1.1****Continue to support and create opportunities for community festivals, events and cultural activities through planning, marketing, direct involvement and various forms of assistance.**

	Activities 2019/20	Status	Action Comments	Council Lead
i	Provide community events, activities and venues to celebrate Australia Day	C		Director People and Community Services
ii	Seek sponsorship and organise the Christmas Lights and Rural Mailbox Competitions	C		Director People and Community Services
iii	Provide facilities for community events at the Nyngan Showgrounds and racecourse including the Nyngan Show, Ag Expo, Nyngan Easter Challenge and Durk Creek	PNI		Director Engineering Services
iv	Support a range of local community organisations and events	PNI		Director People and Community Services
v	Support and encourage the Arts, including through the Bogan Shire Council Arts Fund	PNI		Director People and Community Services

**Strategy 1.1.2****Support all local communities, heritage and cultural groups to reconnect to, preserve and share our Shire's heritage and social history, and continue to promote the attractions that contribute to the cultural and economic development of the Shire.**

	Activities 2019/20	Status	Action Comments	Council Lead
i	Continue to support the Nyngan Museum and Mid-State Shearing Shed Museum in the identification, preservation and display of European and Aboriginal heritage items	PNI		Director People and Community Services
ii	Conduct citizenship ceremonies	PNI		General Manager
iii	Promote annual events calendar via website and council column (e.g. WSPA End of Year Concert, ANZAC Day Events etc.)	PNI		Director People and Community Services
iv	Continue to promote the Nyngan Museum and Mid-State Shearing Shed Museum	PNI		Director People and Community Services

**Strategy 1.1.3****Identify, respect and preserve sites and items of historical significance.**

	Activities 2019/20	Status	Action Comments	Council Lead
i	Maintain and preserve Council owned historic buildings in line with Council's Resolutions	PNI		Director Development and Environmental Services
ii	Investigate opportunities for grant funding for studies and preservation of our historic buildings	PNI		Director Development and Environmental Services
iii	Undertake a review of the Community Heritage Study			Director Development and Environmental Services

**Strategy 1.1.4****Develop and support volunteer groups to carry out functions and projects for the benefit of the community and volunteers.**

	Activities 2019/20	Status	Action Comments	Council Lead
i	Work with volunteer groups to support their activities. (e.g. administrative support and assistance with grant applications)	PNI		Director People and Community Services
ii	Support National Tree Day	C		Director Development and Environmental Services
iii	Produce and update the Community Directory - both the hard copy and on Council's website	PNI		Director People and Community Services
iv	Administer and support Section 355 Committees of Council	PNI		General Manager

<b>Strategy 1.2.1</b>				
<b>Provide and maintain Nyngan Pool facilities to cater for a variety of users.</b>				
	<b>Activities 2019/20</b>	<b>Status</b>	<b>Action Comments</b>	<b>Council Lead</b>
i	Undertake a review of the public pool facilities and maintain best practice standards	PNI		Director Development and Environmental Services
ii	Review potential for wider usage of pool facilities outside existing user groups.	PNI		Director Development and Environmental Services
<b>Strategy 1.2.2</b>				
<b>Maintain and improve our parks, gardens and playgrounds to promote their use and enjoyment by the whole community and our visitors.</b>				
	<b>Activities 2019/20</b>	<b>Status</b>	<b>Action Comments</b>	<b>Council Lead</b>
i	Investigate the establishment of a Community Street Tree Planting Program	NS	Dependent on available resources - deferred until 2019	Director Development and Environmental Services
ii	Consult with Nyngan Garden Club regularly to gather suggestions for garden improvements	PNI		Director Development and Environmental Services
iii	Continue to maintain and upgrade parks and reserves as funding permits	PNI		Director Development and Environmental Services
iv	Management and maintenance of the cemetery in accordance with the Plan of Management	PNI		Director Development and Environmental Services
<b>Strategy 1.2.3</b>				
<b>Maintain and improve our parks, gardens and playgrounds to promote their use and enjoyment by the whole community and our visitors.</b>				
	<b>Activities 2019/20</b>	<b>Status</b>	<b>Action Comments</b>	<b>Council Lead</b>
i	Investigate and apply for appropriate grant funding to improve and develop existing recreational buildings	PNI		Director Development and Environmental Services
ii	Investigate and apply for appropriate grant funding to improve and develop existing grounds and facilities	PNI		Director Engineering Services
iii	Maintain sporting grounds to a high standard	PNI		Director Engineering Services
iv	Consult with user groups to ensure that facilities are maintained and improved to suit their requirements	PNI		Director Engineering Services
<b>Strategy 1.2.4</b>				
<b>Provide well maintained community halls and other similar facilities for community use.</b>				
	<b>Activities 2019/20</b>	<b>Status</b>	<b>Action Comments</b>	<b>Council Lead</b>
i	Develop progressive M&R program for all Shire halls and community facilities capital works	NS	Dependent on available resources - deferred until 2019	Director Development and Environmental Services
ii	Investigate and apply for appropriate grant funding to improve all Shire halls and community facilities	PNI		Director Development and Environmental Services
iii	Undertake a review of community halls and develop a plan of management with the view to support community activities	NS	Dependent on available resources - deferred until 2019	Director Development and Environmental Services
<b>Strategy 1.2.5</b>				
<b>Provide well maintained Shire showground and equestrian facilities for community use.</b>				
	<b>Activities 2019/20</b>	<b>Status</b>	<b>Action Comments</b>	<b>Council Lead</b>
i	Consult with Showground user groups on facility requirements and programming of events	PNI		General Manager
ii	Investigate opportunities for grant funding to improve existing ground facilities for all user groups	PNI		Director Engineering Services
iii	Maintain showground and equestrian landscape areas and buildings to acceptable standard	PNI		Director Engineering Services
iv	Extend irrigation system to provide coverage of all operational areas at the showground			Director Engineering Services
<b>Strategy 1.2.6</b>				
<b>Support development of a youth centre that is maintained for recreational, educational and cultural activities.</b>				
	<b>Activities 2019/20</b>	<b>Status</b>	<b>Action Comments</b>	<b>Council Lead</b>
i	Work with schools and community organisations to identify needs, opportunities and funding options for a dedicated youth centre	NS	Could be incorporated into consultation around Palais Theatre replacement.	Director People and Community Services
<b>Strategy 1.2.7</b>				
<b>Provide and promote quality Library services.</b>				
	<b>Activities 2019/20</b>	<b>Status</b>	<b>Action Comments</b>	<b>Council Lead</b>
i	Provide and promote well maintained facilities and access to printed and online information and other resources.	PNI		Director People and Community Services
ii	Investigate ways to encourage greater numbers of both traditional and non-traditional library users	PNI		Director People and Community Services
iii	Maintain North Western Regional Library Service partnership and carry out all obligations under the partnership agreement.	PNI		Director People and Community Services

<b>Strategy 1.3.1</b>				
<b>Provide childcare facilities, preschools, after hours care and playgroups that meet the needs of the whole community.</b>				
	<b>Activities 2019/20</b>	<b>Status</b>	<b>Action Comments</b>	<b>Council Lead</b>
i	Operate Bogan Shire Early Learning Centre	PNI		Director People and Community Services
ii	Continue to provide the Bush Mobile playgroup service.	PNI		Director People and Community Services
<b>Strategy 1.3.2</b>				
<b>Provide opportunities for young people to be actively engaged in the development, design and planning of educational and other programs, services and infrastructure in which they are a stakeholder or user group.</b>				
	<b>Activities 2019/20</b>	<b>Status</b>	<b>Action Comments</b>	<b>Council Lead</b>
i	Work with the community and Government agencies to understand issues and lobby Government to address them	PNI		General Manager
ii	Incorporate consultation with young people into planning for Council programs, developments and events wherever possible	PNI		General Manager
iii	Work with local schools and community groups to support youth events and activities as well as community education and awareness programs	PNI		General Manager
iv	Source funding for Youth Week activities and/or events including StormCo	C		Director People and Community Services
<b>Strategy 1.3.3</b>				
<b>Work with the community and Government agencies to understand issues and lobby Government to address them.</b>				
	<b>Activities 2019/20</b>	<b>Status</b>	<b>Action Comments</b>	<b>Council Lead</b>
i	Work with the community, Police and Government agencies to understand issues and lobby the appropriate Government to address them	PNI		General Manager
<b>Strategy 1.3.4</b>				
<b>Identify and support the social services needs of people with disabilities in the community and provide infrastructure to support assisted and independent living and social interaction.</b>				
	<b>Activities 2019/20</b>	<b>Status</b>	<b>Action Comments</b>	<b>Council Lead</b>
i	Monitor and review the DIAP to support the community	PNI		Director People and Community Services
<b>Strategy 1.3.5</b>				
<b>Identify and support a range of recreational, sporting and other opportunities for personal development, interaction and healthy lifestyle for seniors through education, support networks and facilities.</b>				
	<b>Activities 2019/20</b>	<b>Status</b>	<b>Action Comments</b>	<b>Council Lead</b>
i	Work with community organisations to develop a program of workshops and/or events in Seniors Week, depending on funding.	C		Director People and Community Services
ii	Sponsor and organise Senior Citizen of the Year Awards, Morning Tea and Concert in Seniors Week	C		Director People and Community Services
<b>Strategy 1.3.6</b>				
<b>Identify and support the social services needs of older people and active seniors in the community and provide infrastructure to support assisted and independent living and social interaction.</b>				
	<b>Activities 2019/20</b>	<b>Status</b>	<b>Action Comments</b>	<b>Council Lead</b>
i	Investigate housing options for seniors, including grants for building funding	PNI		Director Development and Environmental Services
ii	Lobby service providers and government on behalf of the community	PNI		General Manager
<b>Strategy 1.4.1</b>				
<b>Provide a range of high quality primary and secondary education and vocational training facilities and opportunities.</b>				
	<b>Activities 2019/20</b>	<b>Status</b>	<b>Action Comments</b>	<b>Council Lead</b>
i	Work with the schools, TAFE, community and Government agencies to understand issues and lobby Government to address them	PNI		General Manager
ii	Provide scholarships to all schools at annual awards nights	PNI		General Manager
<b>Strategy 1.4.2</b>				
<b>Provide support and encouragement for local people to obtain work in Bogan Shire after completing tertiary education.</b>				
	<b>Activities 2019/20</b>	<b>Status</b>	<b>Action Comments</b>	<b>Council Lead</b>
i	Work with the community and Government agencies to understand issues and lobby Government to address them	PNI		General Manager



**Strategy 1.5.1****Work with the community and the State Government to ensure medical, dental, specialist, mental health and allied health services and facilities meet the needs of residents and visitors.**

	Activities 2019/20	Status	Action Comments	Council Lead
i	Work closely with community groups to lobby on behalf of the community	PNI		General Manager
ii	Liaise with Western LHD to resolve relevant issues	PNI		General Manager
iii	Operate the Bogan Shire Medical Centre and Dental services	PNI		General Manager

**Strategy 1.6.1****Protect people and property from fire related incidents.**

	Activities 2019/20	Status	Action Comments	Council Lead
i	Support the activities of Fire and Rescue NSW, SES and RFS and lobby in response to community issues and concerns	PNI		General Manager
ii	Implement hazard reduction program for villages and rural properties	PNI		Director Engineering Services

**Strategy 1.6.2****Provide an appropriate level of ambulance services for the community.**

	Activities 2019/20	Status	Action Comments	Council Lead
i	Monitor availability of a 24 hour Ambulance Service for the Shire	PNI		General Manager

**Strategy 1.6.3****Improve community safety and maintain low crime levels.**

	Activities 2019/20	Status	Action Comments	Council Lead
i	Participate in Community Safety Precinct meetings to discuss and address any issues	PNI		General Manager
ii	Lobby NSW Police for appropriate numbers in response to community concerns	PNI		General Manager
iii	Support by agreement with NSW Police the recruitment of Police through provision of housing at market rental	PNI		General Manager

<b>Strategy 2.1.1</b>				
<b>Efficient local and regional transport networks that meet community and business needs.</b>				
	<b>Activities 2019/20</b>	<b>Status</b>	<b>Action Comments</b>	<b>Council Lead</b>
i	Adopt and implement the asset management plan for all shire roads	PNI		Director Engineering Services
ii	Maintain Shire Roads in accordance with standards expressed in our asset management plan and our annual maintenance program	PNI		Director Engineering Services
iii	Construct Shire Roads in accordance with community and council priorities	PNI		Director Engineering Services
iv	Maintain supporting infrastructure such as parking, footpaths, kerbs and gutters, and street furniture to current standards.	PNI		Director Engineering Services
v	Design and construct bikeways and footpaths incorporating tree shade cover	PWI	Funding has been applied for through the RMS to update PAMP and bike plan	Director Engineering Services
vi	Implementation of identified projects to construct pedestrian kerb ramps as identified in Pedestrian Access Mobility Plan subject to continuing RSM grant funding	PWI	Funding has been applied for through the RMS to update PAMP and bike plan	Director Engineering Services
<b>Strategy 2.1.2</b>				
<b>Maintain state road networks to ensure provision of efficient transport links.</b>				
	<b>Activities 2019/20</b>	<b>Status</b>	<b>Action Comments</b>	<b>Council Lead</b>
i	Maintain State Roads on behalf of RMS	PNI		Director Engineering Services
	Work with the RMS to ensure current standards of road safety are maintained	PNI		Director Engineering Services
<b>Strategy 2.2.1</b>				
<b>Encouraged increased use of rail for transporting agricultural and mining products.</b>				
	<b>Activities 2019/20</b>	<b>Status</b>	<b>Action Comments</b>	<b>Council Lead</b>
i	Work with and lobby State Government and John Holland Rail to maintain and improve reliable freight transport network	PNI		General Manager
ii	Work with John Holland Rail, the RMS and NSW Police to ensure current standards of rail and crossing safety are maintained and promoted within the community	PWI	Speed of trains and eastern level crossing remain an unresolved issue	General Manager
<b>Strategy 2.3.1</b>				
<b>Provide a financially viable, efficient, permanent potable water supply for Nyngan that meets best practice and has sufficient capacity for current and projected growth requirements.</b>				
	<b>Activities 2019/20</b>	<b>Status</b>	<b>Action Comments</b>	<b>Council Lead</b>
i	Continue implementation of the 2017 Strategic Business Plan for Water and Sewerage	PNI		Director Engineering Services
ii	Maintain water supply to best practice standards	PNI		Director Engineering Services
iii	Implement an ongoing program of capital works improvements and enhancements and asset management to ensure the responsible management of water supply to the area and surrounding villages.	PNI		Director Engineering Services
iv	Maintain water supply infrastructure to relevant Department of Health and Department of Primary Industries (NSW Office of Water) Standards, and in accordance with sustainability	PNI		Director Engineering Services
v	Continue active involvement in Lower Macquarie Water User Alliance	PNI	Name changed to Orana Water Utility Alliance	Director Engineering Services
vi	Develop regional Water Quality Improvement Plans	PNI		Director Engineering Services
<b>Strategy 2.3.2</b>				
<b>Enhance the security of our water supply, ensuring long term drought management plans are developed and water losses are minimised.</b>				
	<b>Activities 2019/20</b>	<b>Status</b>	<b>Action Comments</b>	<b>Council Lead</b>
i	Commence construction of infrastructure to ensure security of Nyngan's water supply, subject to government funding	C		Director Engineering Services
<b>Strategy 2.4.1</b>				
<b>Provide a financially viable and efficient sewerage system that meets best practice and has sufficient capacity for current and projected growth requirements.</b>				
	<b>Activities 2019/20</b>	<b>Status</b>	<b>Action Comments</b>	<b>Council Lead</b>
i	Continue implementation of the 2017 Strategic Business Plan for Water and Sewerage	PNI		Director Engineering Services
ii	Monitor and review the development of a database of all sewerage management systems within the Local Government Area	NS	Dependent on available resources - deferred until 2019	Director Development and Environmental Services
iii	Ensure our compliance with the EPA license by regularly testing the waste water for treated effluent re-use and disposal.	PNI		Director Engineering Services

Strategy 2.4.2				
Ensure effective management of liquid trade waste.				
	Activities 2019/20	Status	Action Comments	Council Lead
i	Continue implementation of Trade Waste Policy, including licencing practices and inspections	PNI		Director Engineering Services
Strategy 2.5.1				
Maximise the coverage and availability of telecommunications infrastructure across the Shire.				
	Activities 2019/20	Status	Action Comments	Council Lead
i	Lobby service providers and government on behalf of the community	PNI		General Manager

<b>Strategy 3.1.1</b>				
<b>Conduct periodic reviews of Council's planning instruments to ensure that land use planning supports the long term sustainability of our local communities and our economy.</b>				
	<b>Activities 2019/20</b>	<b>Status</b>	<b>Action Comments</b>	<b>Council Lead</b>
i	Review of LEP 2011	NS	Dependent on available resources - deferred until 2019	Director Development and Environmental Services
ii	Define an dproritise plans of management for public land			
iii	Endeavour to identify and purchase parcels of Crown Land that may be of value for development	PNI		Director Development and Environmental Services
iv	Review DCP 2012, including provisions of heritage controls	NP	The Shire has 4 local heritage items all managed by Council. Heritage Development Controls are only effective when developments are undertaken to Heritage Listed Items (which do not presently exist in the Shire). A Heritage Review and adoption of heritage listed items under the Bogan LEP 2011 is required in this regard.	Director Development and Environmental Services
v	Establishment of Rural Residential Strategy	NS	Dependent on available resources - deferred until 2019	Director Development and Environmental Services
vi	Respond effectively to rezoning applications	PNI		Director Development and Environmental Services
<b>Strategy 3.1.2</b>				
<b>Development complies with Planning legislation, Local Government Act, Building Code of Australia and Local Council Policies.</b>				
	<b>Activities 2019/20</b>	<b>Status</b>	<b>Action Comments</b>	<b>Council Lead</b>
i	Ensure all development complies with LEP and DCP	PNI		Director Development and Environmental Services
ii	Effectively manage development applications, construction certificate process, Principal Certifying Authority process, and orders processed for lawful development	PNI		Director Development and Environmental Services
iii	Respond to reforms in planning process and advocate on behalf of Council	PNI		Director Development and Environmental Services
iv	Develop and review local council policy	PNI		Director Development and Environmental Services
<b>Strategy 3.1.3</b>				
<b>Ensure our community's buildings are safe, healthy and maintained.</b>				
	<b>Activities 2019/20</b>	<b>Status</b>	<b>Action Comments</b>	<b>Council Lead</b>
i	All essential services measures to be inspected and the register maintained	PNI		Director Development and Environmental Services
ii	Develop an asset management plan for Council's buildings	PNI		Director Engineering Services
iii	Issue planning and building certificates including effective customer service	PNI		Director Development and Environmental Services
iv	Investigate concerns or complaints in relation to overgrown allotments and buildings in a state of disrepair	PNI		Director Development and Environmental Services
<b>Strategy 3.1.4</b>				
<b>Develop and implement flood management plans for all urban flood plain areas.</b>				
	<b>Activities 2019/20</b>	<b>Status</b>	<b>Action Comments</b>	<b>Council Lead</b>
i	Maintain stormwater management infrastructure	PNI		Director Engineering Services
ii	Review requirements under LEP and DCP for Flood Management	NS	Dependent on available resources - deferred until 2019	Director Development and Environmental Services
iii	Develop, review and implement Flood Risk Management Plan in accordance with NSW Government Guidelines	NS	Dependent on available resources - deferred until 2019	Director Development and Environmental Services
<b>Strategy 3.2.1</b>				
<b>Provide efficient and cost effective kerbside collection of solid and recyclable waste.</b>				
	<b>Activities 2019/20</b>	<b>Status</b>	<b>Action Comments</b>	<b>Council Lead</b>
i	Monitor and review kerbside waste service collections and volumes	PNI		Director Development and Environmental Services
ii	Review and monitor kerbside recycling service in order to reduce contamination rates	PWI	Ongoing contamination of recycling – around 30% of recycling loads. Education and audit functions being investigated to combat high contamination rate.	Director Development and Environmental Services

<b>Strategy 3.2.2</b>				
<b>Operate the Bogan Shire waste facilities to comply with standards and regulations, ensuring it is environmentally sound.</b>				
	<b>Activities 2019/20</b>	<b>Status</b>	<b>Action Comments</b>	<b>Council Lead</b>
i	Implement and review Waste Facility Operations Management Plan	PNI		Director Development and Environmental Services
ii	Establish fire breaks to all waste facilities every 6 months	PNI		Director Development and Environmental Services
iii	Monitor all deposited waste for separation procedures within the Nyngan Waste Facility	PNI		Director Development and Environmental Services
<b>Strategy 3.3.1</b>				
<b>Provide safe, high quality, well serviced and maintained parks.</b>				
	<b>Activities 2019/20</b>	<b>Status</b>	<b>Action Comments</b>	<b>Council Lead</b>
i	Review and monitor the playground upgrade program	PNI		Director Development and Environmental Services
ii	Seek grant funding for improvement and/or expansion of all parks	PNI		Director Development and Environmental Services
<b>Strategy 3.3.2</b>				
<b>Protect and improve the amenity of the river corridor to enhance and increase utilisation for a range of recreational activities.</b>				
	<b>Activities 2019/20</b>	<b>Status</b>	<b>Action Comments</b>	<b>Council Lead</b>
i	Involve and support the local community in the rehabilitation and improvements of the river corridor	PNI		Director People and Community Services
ii	Work with NetWaste to identify locations and programs to reduce waste along the river corridor	PNI		Director Development and Environmental Services
<b>Strategy 3.3.3</b>				
<b>Provide a clean and pleasant streetscape, ensuring regular street sweeping and cleaning of public spaces.</b>				
	<b>Activities 2019/20</b>	<b>Status</b>	<b>Action Comments</b>	<b>Council Lead</b>
i	Monitor Cleaning Program for all public areas	PNI		Director Engineering Services
ii	Review street bin containers and emptying procedures	C		Director Development and Environmental Services
iii	Review existing garden beds in Pangee Street and investigate options for improvements	C		Director Development and Environmental Services
<b>Strategy 3.3.4</b>				
<b>Implement programs which foster responsible and protective behaviours towards reducing waste and litter pollution.</b>				
	<b>Activities 2019/20</b>	<b>Status</b>	<b>Action Comments</b>	<b>Council Lead</b>
i	Engage and seek community feedback on areas of concern of waste and litter control	PNI		Director Development and Environmental Services
ii	Enforce breaches of environmental legislation in order to reduce the incidence of littering	PNI		Director Development and Environmental Services
<b>Strategy 3.3.5</b>				
<b>Protect, preserve and enhance Bogan Shire's natural environments, waterways, flora and fauna through responsible development and management.</b>				
	<b>Activities 2019/20</b>	<b>Status</b>	<b>Action Comments</b>	<b>Council Lead</b>
i	Review DA Consent Conditions: Environmental Protection - Monitor LEP and DCP provisions for Environmental Protection	PNI		Director Development and Environmental Services
ii	Enforce all development to comply with conditions of DA Consents	PNI		Director Development and Environmental Services
iii	Engage with and support the Central West Local Land Services and other government bodies	PNI		Director Development and Environmental Services
<b>Strategy 3.3.6</b>				
<b>Meet Council's obligations under the Biodiversity Act 2015 in respect of maintenance of noxious weeds.</b>				
	<b>Activities 2019/20</b>	<b>Status</b>	<b>Action Comments</b>	<b>Council Lead</b>
i	Council to meet Noxious Weeds Control obligations	PNI		Director Development and Environmental Services
ii	Ensure Council operations are undertaken in accordance with the endorsed Regional Strategic Weed Management Plan.	PNI		Director Development and Environmental Services
iii	Undertake enforcement activities on private property for noxious weeds as required	PNI		Director Development and Environmental Services

<b>Strategy 3.4.1</b>			
<b>Liaise with Local Liquor Accord to ensure compliance strategies are maintained to maximise public health and safety.</b>			
	<b>Activities 2019/20</b>	<b>Status</b>	<b>Action Comments</b>
			<b>Council Lead</b>
i	Provide information regarding new Liquor License applications, and make submissions on new applications to the State Government as required	PNI	
ii	Provide advisory services to the Liquor Accord	PNI	
			Director Development and Environmental Services
			Director Development and Environmental Services
<b>Strategy 3.4.2</b>			
<b>Ensure compliance with Safe Foods Standards.</b>			
	<b>Activities 2019/20</b>	<b>Status</b>	<b>Action Comments</b>
			<b>Council Lead</b>
i	Monitor and review food premises register	PNI	
ii	Undertake annual food premises Inspections to ensure food handlers compliance with standards	PNI	
			Director Development and Environmental Services
			Director Development and Environmental Services
<b>Strategy 3.4.3</b>			
<b>Continue ongoing management and control of companion animals and ensure owner compliance with NSW Companion Animals Act 1998.</b>			
	<b>Activities 2019/20</b>	<b>Status</b>	<b>Action Comments</b>
			<b>Council Lead</b>
i	Improve public awareness of companion animal control including lifetime registration.	PNI	
ii	Carry out enforcement activities relating to dog control measures	PNI	
iii	Data entry of lifetime registrations and fee reconciliation	PNI	
			Director Development and Environmental Services
			Director Development and Environmental Services
			Director Development and Environmental Services

<b>Strategy 4.1.1</b>				
<b>Support and promote our local business and industry, to identify gaps and develop initiatives for sustainable economic growth and local employment opportunities.</b>				
	<b>Activities 2019/20</b>	<b>Status</b>	<b>Action Comments</b>	<b>Council Lead</b>
i	Work with local businesses to identify issues	PNI		Director People and Community Services
ii	Maintain and develop relationship with Regional Development Australia (RDA) Orana	PNI		Director People and Community Services
iii	Industrial lots to be developed as demand presents, connecting to utility services and construction of kerb and gutter	PNI		Director Engineering Services
iv	Implement the Economic Development Plan for Bogan Shire	NS		Director People and Community Services
v	Support and strengthen local business networks to encourage the sharing of information and resources to build the capacity of local business and industry.	PNI		Director People and Community Services
vi	Council continues to commit to shopping locally for services and products wherever possible and in the best interests of Council.	PNI		General Manager
vii	Work with local businesses to ensure sustainable, well designed and visually appealing premises which meet the needs of our community and visitors	PNI		Director Development and Environmental Services
viii	Continue the implementation of Council's streetscape master plan.	PNI		Director Development and Environmental Services
<b>Strategy 4.1.2</b>				
<b>Support agricultural businesses so that they have the capacity to be a significant contributor to the local, regional and national economy.</b>				
	<b>Activities 2019/20</b>	<b>Status</b>	<b>Action Comments</b>	<b>Council Lead</b>
i	Maintain relationships with local agricultural businesses and lobby on behalf of local issues	PNI		General Manager
<b>Strategy 4.1.3</b>				
<b>Work in conjunction with mining companies to obtain mutual benefit from an abundance of natural mining resources which provide our shire with opportunities for local economic growth and employment.</b>				
	<b>Activities 2019/20</b>	<b>Status</b>	<b>Action Comments</b>	<b>Council Lead</b>
i	Maintain relationships with mining companies to explore opportunities for mutual benefit and lobby on behalf of local issues	PNI		General Manager
<b>Strategy 4.2.1</b>				
<b>Develop and implement a tourism strategy which includes the identification of potential opportunities for growth and new tourism products through consultation with stakeholders.</b>				
	<b>Activities 2019/20</b>	<b>Status</b>	<b>Action Comments</b>	<b>Council Lead</b>
i	Monitor and review the tourism strategy	PNI		Director People and Community Services
ii	Provide and maintain a quality Visitor Information Centre which encourages and supports growth across many sectors of the local economy.	PNI		Director People and Community Services
iii	Continue to update, produce and distribute the Official Tourist Guide to local businesses and VICs in neighbouring shires	PNI		Director People and Community Services
iv	Continue to advertise Nyngan and Bogan Shire in print media, on appropriate websites and via relevant social media platforms.	PNI		Director People and Community Services
<b>Strategy 4.2.2</b>				
<b>Provide a welcoming aesthetic on the approaches to town.</b>				
	<b>Activities 2019/20</b>	<b>Status</b>	<b>Action Comments</b>	<b>Council Lead</b>
i	Investigate options for beautification along main roads into town	PNI		Director Engineering Services
<b>Strategy 4.3.1</b>				
<b>Identify gaps and opportunities and engage with stakeholders, to investigate options for improved public transport.</b>				
	<b>Activities 2019/20</b>	<b>Status</b>	<b>Action Comments</b>	<b>Council Lead</b>
i	Talk to existing operators about issues and potential strategy to address these issues	PNI		General Manager
<b>Strategy 4.3.2</b>				
<b>Maintain airport facilities to meet required standards.</b>				
	<b>Activities 2019/20</b>	<b>Status</b>	<b>Action Comments</b>	<b>Council Lead</b>
i	Undertake regular maintenance activities on the runway and surrounding areas to CASA regulations	PNI		Director Engineering Services
ii	Maintain airport buildings to acceptable standards	PNI		Director Development and Environmental Services

<b>Strategy 5.1.1</b>				
<b>Facilitate purposeful engagement and consultation with the community and other stakeholders to progress the outcomes of the Community Strategic Plan.</b>				
	<b>Activities 2019/20</b>	<b>Status</b>	<b>Action Comments</b>	<b>Council Lead</b>
i	Maintain a community consultation database (from CSP implementation)	PNI		Director People and Community Services
ii	Undertake community engagement regarding major Council plans and projects	PNI		General Manager
iii	Hold a Community Strategic Plan forum - engage the community in a process to determine support for a special rate variation to fund asset renewals with a view to making application for a special rate variation in future years.	NS	Not due until next year	General Manager
<b>Strategy 5.1.2</b>				
<b>Provide accountability to the community by regularly reporting on Council activities through the publication of statutory reports, business papers, meeting minutes and general information.</b>				
	<b>Activities 2019/20</b>	<b>Status</b>	<b>Action Comments</b>	<b>Council Lead</b>
i	Provide accurate and timely meeting agendas and minutes	PNI		General Manager
ii	Proactively release appropriate Council information e.g. Council Business Paper and Minutes through the website and council column	PNI		General Manager
iii	Complete Annual Report	PNI	Due in October 2019	Director of Finance and Corporate Services
iv	Complete statutory financial accounts	PNI	Due in August 2019	Director of Finance and Corporate Services
v	Produce Council's quarterly reports, delivery program and budget and operational plans	PNI		Director of Finance and Corporate Services
<b>Strategy 5.1.3</b>				
<b>Councillors represent the interests of the community through strong and positive leadership and advocacy.</b>				
	<b>Activities 2019/20</b>	<b>Status</b>	<b>Action Comments</b>	<b>Council Lead</b>
i	Hold regular Council meetings	PNI		General Manager
ii	Ensure Councillors make all reasonable efforts to acquire and maintain the skills necessary to perform the role of a councillor	PNI		General Manager
<b>Strategy 5.1.4</b>				
<b>Maintain effective partnerships through regional and industry bodies to collaborate on matters of mutual interest and lobby collectively on behalf of the community.</b>				
	<b>Activities 2019/20</b>	<b>Status</b>	<b>Action Comments</b>	<b>Council Lead</b>
i	Maintain regional partnerships including OROC, LMWUA	PNI		General Manager
ii	Undertake lobbying as appropriate	PNI		General Manager
iii	Continue contracting alliance with RMS	PNI		Director Engineering Services
<b>Strategy 5.1.5</b>				
<b>Councillors take pride in our community, are inclusive and respectful, work together to get things done and contribute positively to our culture.</b>				
	<b>Activities 2019/20</b>	<b>Status</b>	<b>Action Comments</b>	<b>Council Lead</b>
i	Ensure that Councillors are aware of the Code of Conduct and Council's Values	PNI		General Manager
<b>Strategy 5.2.1</b>				
<b>Undertake sound financial planning, management and reporting to fulfil our stewardship responsibilities and ensure that Bogan Shire Council remains financially viable.</b>				
	<b>Activities 2019/20</b>	<b>Status</b>	<b>Action Comments</b>	<b>Council Lead</b>
i	Develop and implement Council's Long Term Financial Strategy	PNI		Director of Finance and Corporate Services
ii	Prepare and present Council's Operational Plan and Budget to Council for Approval within set timeframes	PNI		Director of Finance and Corporate Services
iii	Prepare and present quarterly budget reviews to Council for approval within set timeframes	PNI		Director of Finance and Corporate Services
iv	Accurately record all Council's financial transactions	PNI		Director of Finance and Corporate Services
v	Present periodic financial reports to assist with monitoring budget performance	PNI		Director of Finance and Corporate Services
vi	Maximise recovery of all revenue due to Council in accordance with policy	PNI		Director of Finance and Corporate Services



<b>Strategy 5.2.2</b>				
<b>Manage our people effectively to ensure Council meets its goals and can implement its mission and deliver on its vision.</b>				
	<b>Activities 2019/20</b>	<b>Status</b>	<b>Action Comments</b>	<b>Council Lead</b>
i	Implement Council's Workforce Plan	PNI		Director People and Community Services
ii	Implement Workplace Health and Safety improvement plan	PNI		Director People and Community Services
iii	Conduct effective staff recruitment and induction processes.	PNI		Director People and Community Services
iv	Continuously develop and maintain Council's organizational structure, salary system and related processes	PNI		Director People and Community Services
v	Manage Council's Employee Development Planning process	PNI		Director People and Community Services
vi	Promote Council's Values and Code of Conduct to ensure staff uphold and contribute positively to our social environment and culture	PNI		General Manager
<b>Strategy 5.2.3</b>				
<b>Implement sound asset management practices to ensure adequate provision is made for the maintenance and long-term replacement of Council's infrastructure assets.</b>				
	<b>Activities 2019/20</b>	<b>Status</b>	<b>Action Comments</b>	<b>Council Lead</b>
i	Develop and adopt Council's Asset Management Strategy and Asset Management Policy	PNI		Director Engineering Services
ii	Develop and implement, subject to budget, Asset Management Plans for the major categories of Council's assets: Transport and Stormwater, Water Supply and Sewerage and Buildings	PNI		Director Engineering Services
iii	Provide periodic asset management reports to inform decision- making	PNI		Director Engineering Services
<b>Strategy 5.2.4</b>				
<b>Manage Council's operations effectively and on business-like principles to maximise service delivery for the community.</b>				
	<b>Activities 2019/20</b>	<b>Status</b>	<b>Action Comments</b>	<b>Council Lead</b>
i	Maintain customer service charter	PNI		Director of Finance and Corporate Services
ii	Initiate a customer service training program	PNI		Director of Finance and Corporate Services
iii	Monitor Council's complaint management system to identify and rectify issues	PNI		Director of Finance and Corporate Services
iv	Identify and manage Council's risks, including insurance cover	PWI	Council has recently recruited a Risk & Governance Officer to assist with implementation	Director of Finance and Corporate Services
v	Manage Council's record management system to support our business	PNI		Director of Finance and Corporate Services
vi	Manage Council's communication with the community through a variety of media including electronic	PNI		General Manager
vii	Manage Council's ICT resources including disaster recovery to support our business	PWI	Council is identifying ways to improve ICT resources including recruitment	Director of Finance and Corporate Services
viii	Manage Council's procurement system to ensure probity and best value for money	PNI		Director Engineering Services
ix	Review and update Council's policies and procedures	PNI		General Manager
<b>Strategy 5.2.5</b>				
<b>Implement Council's Fit for the Future Action Plan to ensure that we retain our autonomy as a financially viable independent Council.</b>				
	<b>Activities 2019/20</b>	<b>Status</b>	<b>Action Comments</b>	<b>Council Lead</b>
i	Take advantage of resource-sharing opportunities	PNI		General Manager
ii	Investigate creation of Centres of Excellence	PNI		General Manager
iii	Take advantage of opportunities for streamlined Planning, Regulation and Reporting provided by the NSW Government	PNI		General Manager
iv	Undertake Services Reviews for more efficient service provision	NS	Resourcing to be reviewed - undertaken in 2019/20	General Manager
v	Refocus expenditure on asset renewals	NS	Requires review of strategy.	General Manager
<b>Strategy 5.3.1</b>				
<b>Facilitate the Local Emergency Management Committee to ensure a co-ordinated response by all agencies having responsibilities and functions in emergencies.</b>				
	<b>Activities 2019/20</b>	<b>Status</b>	<b>Action Comments</b>	<b>Council Lead</b>
i	Continue to fulfil Councils statutory obligations relevant to the State Emergency & Rescue Management Act 1989	PNI		General Manager
ii	Provide a support role through the LEMC to the SES and other involved agencies	PNI		Director Engineering Services
iii	Regularly maintain the Nyngan levee bank and associated infrastructure to ensure protection from potential flooding	PNI		Director Engineering Services

**Contact Details - For more information**

**Telephone:** 02 6835 9000

**Fax:** 02 6835 9011

**Email:** [admin@bogan.nsw.gov.au](mailto:admin@bogan.nsw.gov.au)

**Web:** [www.bogan.nsw.gov.au](http://www.bogan.nsw.gov.au)

**In Person:** 81 Cobar Street, Nyngan

**Postal Address:** PO Box 221, Nyngan NSW 2825